



Parts Manual

Mfg. No: 5901929

IS2600Z Series w/ 61" Side Discharge
Mower Deck & ROPS (IS2600ZY24D61)



- 5600031 - Kit, Trailer Hitch (IS600/IS700/IS2100/IS2600/IS5100/F160/F210).....
- 5023280 - Flat Free Tire Assembly (13 X 5 - 6).....
- 5600898 - Mulch Kit for ZTR w/ 61" Deck - S/N: 2015340577 & Above / Walk Behind w/ 61" Deck - S/N:

Not For
Reproduction

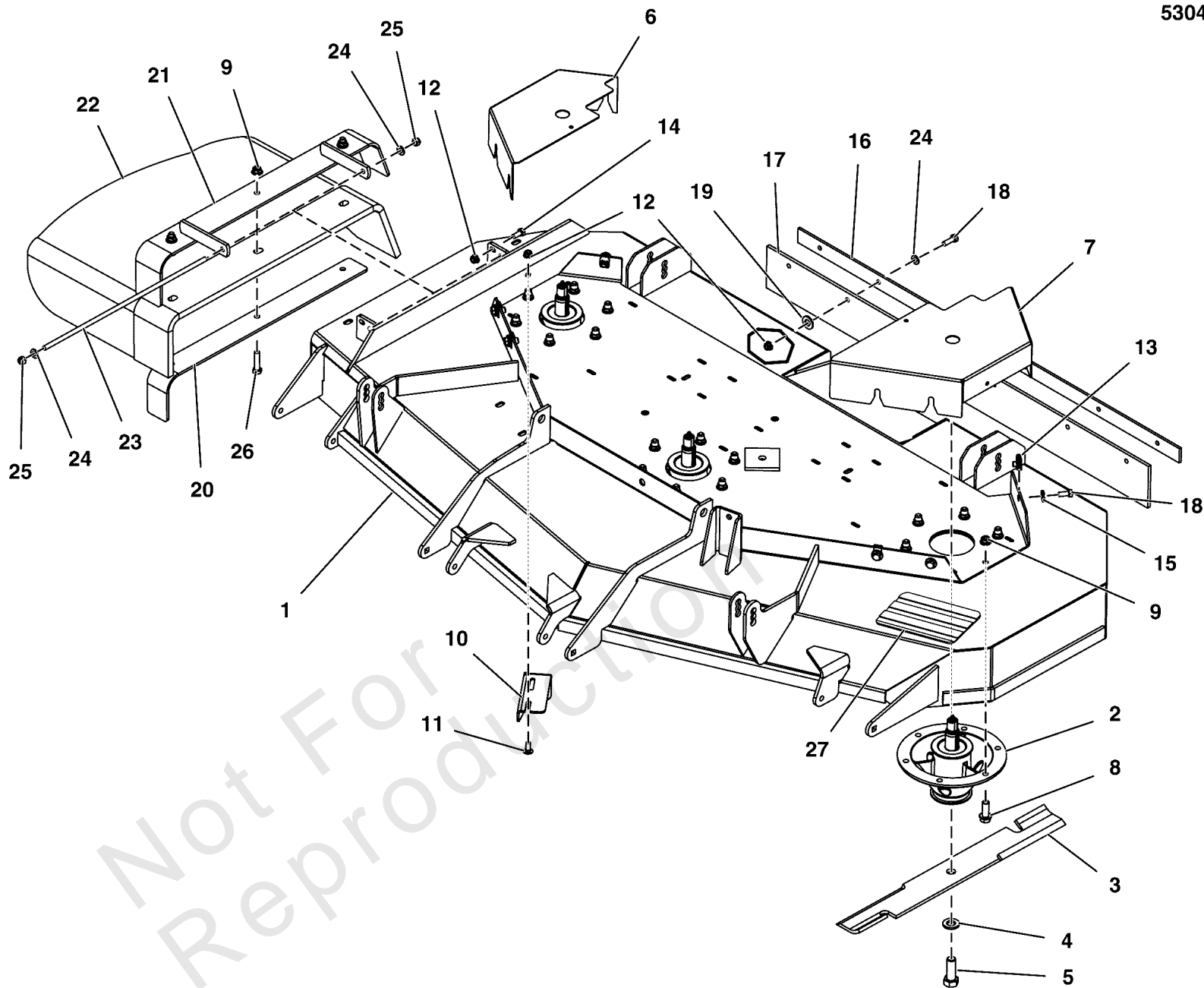
Model Components	Page
61" Mower Deck Group - Housing, Covers, Spindles & Blades (Side Discharge).....	4
61" Mower Deck Group - Pulleys, Belt & Idler Arm - S/N: 2018045061 & Above.....	6
61" Mower Deck Group - Rollers S/N: 2017954956 & Above.....	8
Decal Group - Brand and Model.....	10
Decal Group - Safety & Operation.....	12
Deck Lift Group - Deck Hangers.....	14
Deck Lift Group - Foot Pedal & Linkages S/N: 2017954956 & Above.....	16
Deck Lift Group - Puller Bar.....	20
Electrical Components Group.....	22
Electrical Group - Wire Schematic Layout S/N: 2017954956 & Above.....	24
Electrical Schematic - Altitude Solenoid Circuit S/N: 2017954956 & Above.....	26
Electrical Schematic - Charging Circuit S/N: 2017954956 & Above.....	28
Electrical Schematic - Cranking Circuit S/N: 2017954956 & Above.....	30
Electrical Schematic - Gauges & Lamps Circuit S/N: 2017954956 & Above.....	32
Electrical Schematic - Glow Plug Heat Circuit S/N: 2017954956 & Above.....	34
Electrical Schematic - Op. Pres./Safety Circuit S/N: 2017954956 & Above.....	36
Electrical Schematic - PTO & Hour Meter Circuit S/N: 2017954956 & Above.....	38
Engine & PTO Group - S/N: 2017528587 & Above.....	40
Engine SERVICE PARTS - Yanmar 3TNM74F.....	42
Fuel Supply Hose & Tank Replacement Parts Group.....	44
Fuel Tank & Mount Group.....	46
Gearbox Drive Group - S/N: 2017528587 & Above.....	48
Hood & Shields Group.....	50
Hydraulic Group.....	52
Instrument Control Panel Group.....	54
Main Frame & Front Suspension.....	56
Motion Control Group - Control System S/N: 4002340028 and Below.....	58
Motion Control Group - Control System S/N: 4002340029 and Above.....	60
Motion Control Group - Handles & Dampeners.....	62
Parking Brake Group S/N: 2017954956 & Above.....	66
Radiator & Accessories Group.....	68
Rear Bumper and ROPS Group.....	70
Rear Suspension Group.....	72
Seat Mount and Floor Group S/N: 4000874837 and Above.....	74
Spindle Service Parts - 5100993.....	76
Transaxle Drive Group.....	78
Transaxle SERVICE PARTS - ZT4400.....	80
Wheel and Tire Group.....	82
Torque Specification Chart.....	84

61" Mower Deck Group - Housing, Covers, Spindles & Blades (Side Discharge)

Note: Unless noted otherwise, use the standard torque specifications

Mfg. No: 5901929

5304225



61" Mower Deck Group - Housing, Covers, Spindles & Blades (Side Discharge)

REF NO	PART NO	QTY	DESCRIPTION
1	5600911	1	DECK SHELL W/ DECALS, 61SD, IS2600Z-DOM (5413818B) -(S/N: 2017954955 & Below)
1	5601131		DECK SHELL W/DECALS, 2600Z-61 (5422059B) -(S/N: 2017954956 & Above)(Refer to Note: *)
2	5100993	3	SPINDLE ASSM, CAST IRON 8.0 - 6-BOLT
3	5101755S	1	BLADE SET, 61 DECK (3) -(SV)(Set of 3 Blades)
4	5025477	3	WASHER, BLADE BOLT, 9/16" F436, CZ
5	5025320X14	3	BOLT, 5/8-11 X 1-3/4 GD8
6	5400791B	1	GUARD, 61", RH - RED
7	5414196B	1	GUARD, 61", LH - RED
8	5025390X8	18	BOLT, 3/8-16 X 1, FLANGE, GD 5, CZ
9	5025394	21	NUT, 3/8 - 16 HEX NYLOCK FLANGE
10	5401344A	1	PLATE, DEFLECTOR - BLK
11	5025145X6	2	BOLT, 5/16-18 X 3/4, CARRIAGE, GD5, CZ
12	5025392	9	NUT, 5/16-18 HEX NYLOCK FLANGE NUT
13	5022308	6	BODY CLIP, 5/16-18-7GA MATERIAL
14	5025011X6	1	BOLT, 5/16-18 X 3/4 GD5
15	5025292	6	WASHER, 5/16 GRADE 9, FLAT
16	5405322A	1	PLATE, SUPPORT - BLK
17	5102036	1	FLAP, STRIPER, 61 DECK
18	5025011X8	12	BOLT, 5/16-18 X 1" GRD5 YZ
19	5025498	2	5/16" PUSH-ON NUT RETAINER, STL, CZ
20	5413385A	1	SUPPORT, DISCHARGE CHUTE - BLK
21	84008171	1	MOUNT
22	84011105	1	CHUTE, Discharge
23	5061300	1	ROD, MOUNT, CHUTE, 61, CZ
24	5025155	8	WASHER, 5/16" SAE
25	5025045	2	NUT, 5/16-24 HEX NYLON LOCK
26	5025146X12	3	BOLT, 3/8-16 X 1-1/2, CARRIAGE, GD5, CZ
27	5101005	1	SAFETY WALK, 9.75 X 6.00

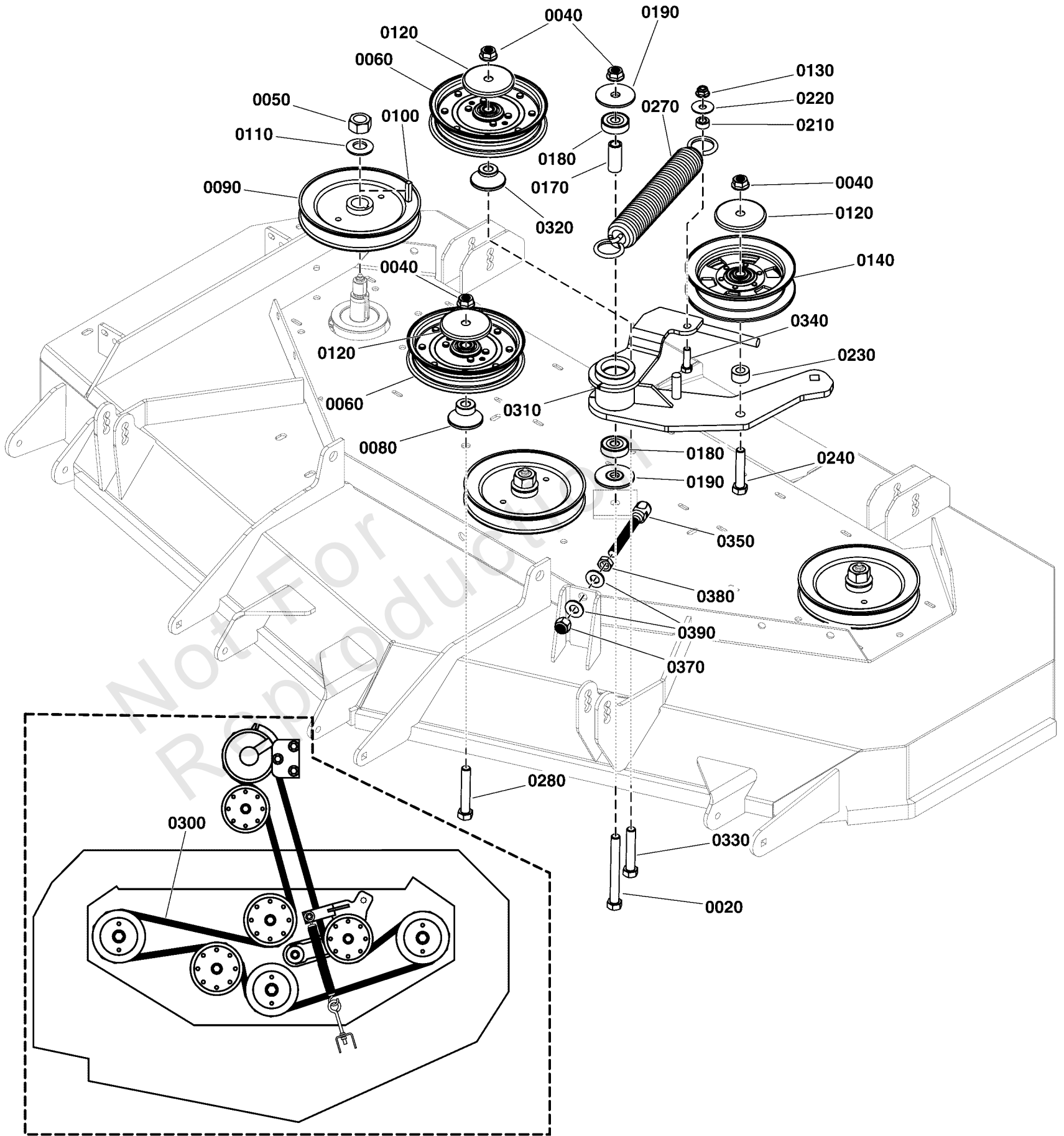
Footnotes:

Note: * If replacing the deck shell with decals on units in serial number range 2017954956 - 2018045060, you must also order 5105844 - Qty: 1, 5025098 - Qty: 1, 5025089 - Qty: 1, 5025158 - Qty: 2.

61" Mower Deck Group - Pulleys, Belt & Idler Arm - S/N: 2018045061 & Above

Note: Unless noted otherwise, use the standard torque specifications

Mfg. No: 5901929



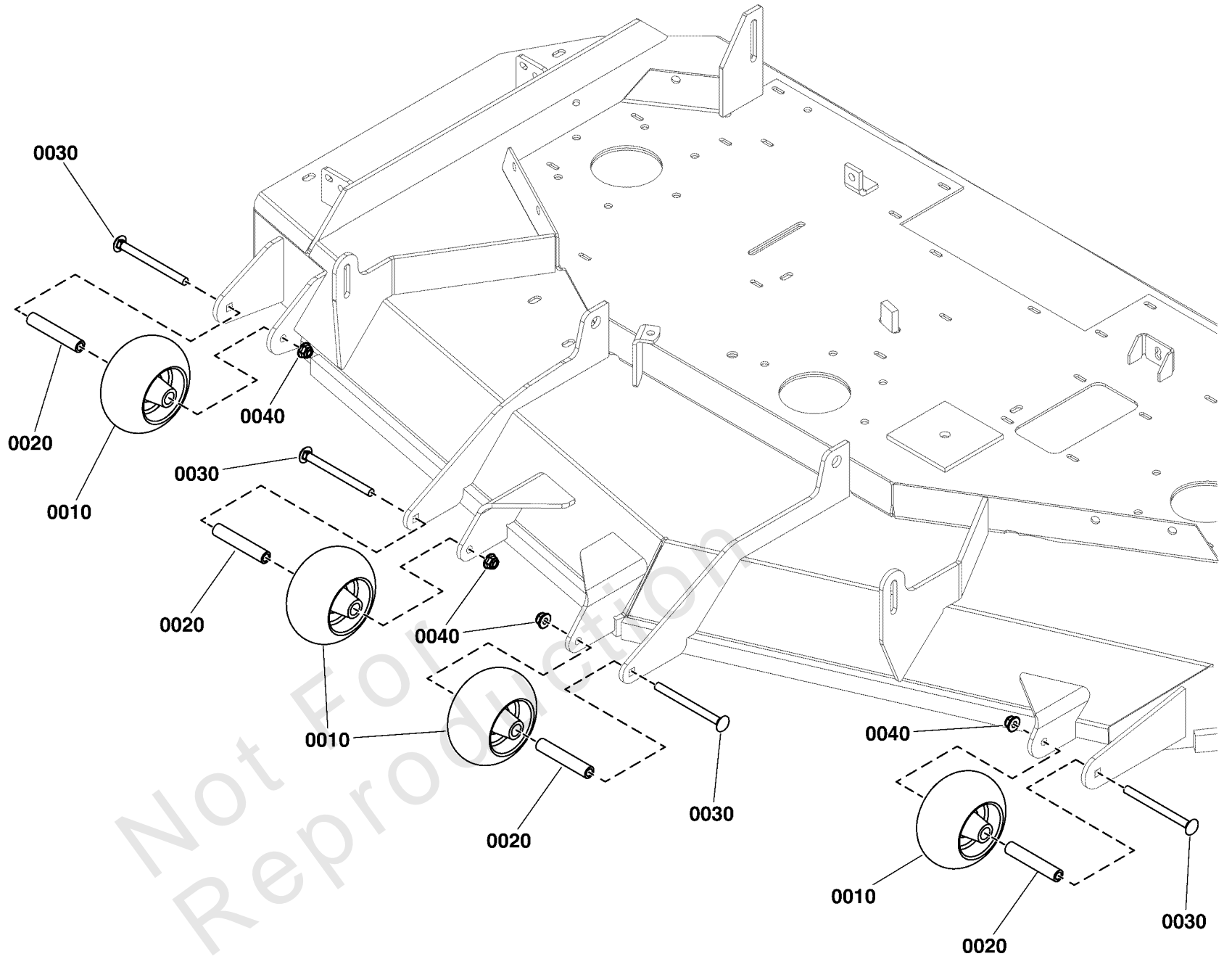
61" Mower Deck Group - Pulleys, Belt & Idler Arm - S/N: 2018045061 & Above

REF NO	PART NO	QTY	DESCRIPTION
0020	5025017X36	1	BOLT, 1/2-13 X 4-1/2" GD5 YZ
0040	5025396	4	NUT, Hex Flange, Nylock, 1/2-13
0050	5025405	3	NUT, 3/4-16 Hex
0060	5104717	2	PULLEY, FLT IDLR, 6.0 X 1.0 X .50, CZ
0080	5103430	1	IDLER MOUNT
0090	5100700	3	PULLEY, 6.93 EOD X 25MM, SPLIT
0100	5050407X10	3	KEY, 1/4" SQ. X 1-1/4
0110	5025406	3	WASHER, 3/4 BELLEVILLE CL/ZC
0120	5105145	3	SHIELD, BEARING, 1/2 ID X 2-7/8 OD, CZ
0130	5025394	1	NUT, 3/8 - 16 HEX NYLOCK FLANGE
0140	5104716	1	PULLEY, IDLER, BACKSIDE, NOSEAM 6.25ODX.5ID
0170	5104381	1	SPACER, .510 X .750 X 1.749, CZ
0180	5104383	2	BEARING, 6203-1/2", SEALED
0190	5104379	2	SPACER, IDLER ARM, 1/2 X 2.25
0210	5044933	1	SPACER, .39 X .75 X .38, PM, CZ
0220	5025165	1	WASHER, 3/8" Fender
0230	5101162	1	SPACER, .52 X 1.00 X .56, PM, CZ
0240	5025017X20	1	BOLT, 1/2-13 X 2-1/2" GD5 CZ
0270	5104166	1	SPRING, EXT, 1.5ODX12.25X.234WIRE BLK
0280	5025017X24	1	BOLT, 1/2-13 X 3" GD5 CZ
0300	5104068	1	BELT, 5V, 207.90"EL, LRG ARAMID, WRP, RC
0310	5416441A	1	WELD, IDLER ARM, CUTTER DECKS, IS2600 - BLK
0320	5104342	1	IDLER MOUNT, .88 HIGH
0330	5025017X22	1	BOLT, 1/2-13 X 2-3/4 GD5 CZ
0340	5025013X10	1	BOLT, 3/8-16 X 1-1/4" GD5 CZ
0350	5105844	1	SPRING PULLER, 1/2-20, 5.00
0370	5025098	1	NUT, Hex, Nylon Lock, 1/2-20
0380	5025089	1	NUT, 1/2-20 Hex Jam
0390	5025158	2	WASHER, 1/2 SAE

61" Mower Deck Group - Rollers S/N: 2017954956 & Above

Note: Unless noted otherwise, use the standard torque specifications

Mfg. No: 5901929



61" Mower Deck Group - Rollers S/N: 2017954956 & Above

REF NO	PART NO	QTY	DESCRIPTION
0010	5105521	4	WHEEL, ANTI SCALP, 5"
0020	5105554	4	SPACER, .38 X .63 X 3.38, CZ
0030	5025146X36	4	BOLT, 3/8-16 X 4-1/2, CARRIAGE, GD5, CZ
0040	5025394	4	NUT, 3/8 - 16 HEX NYLOCK FLANGE

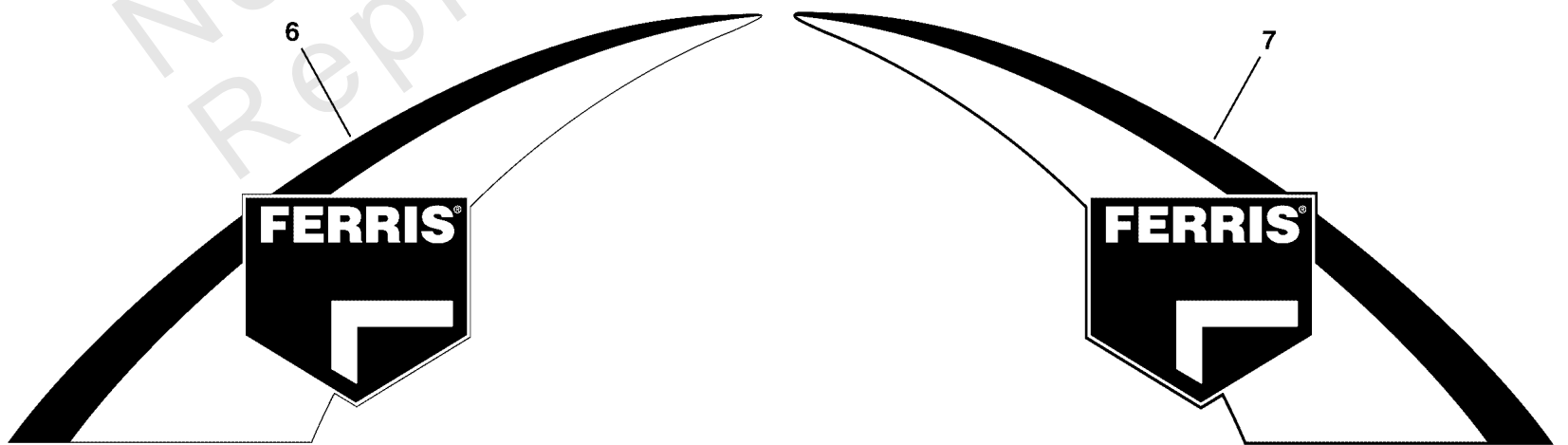
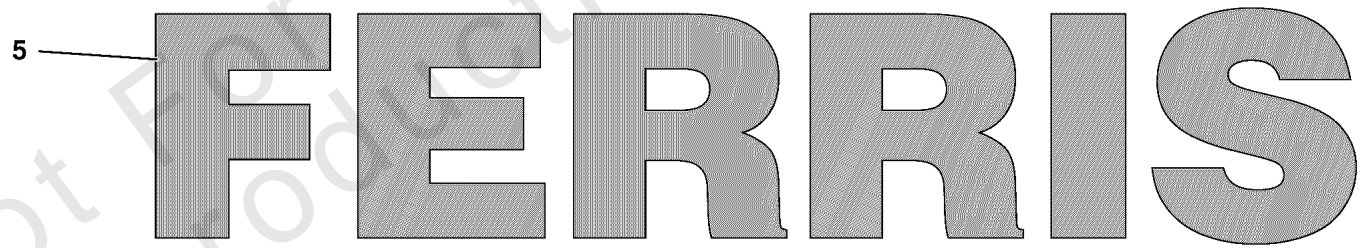

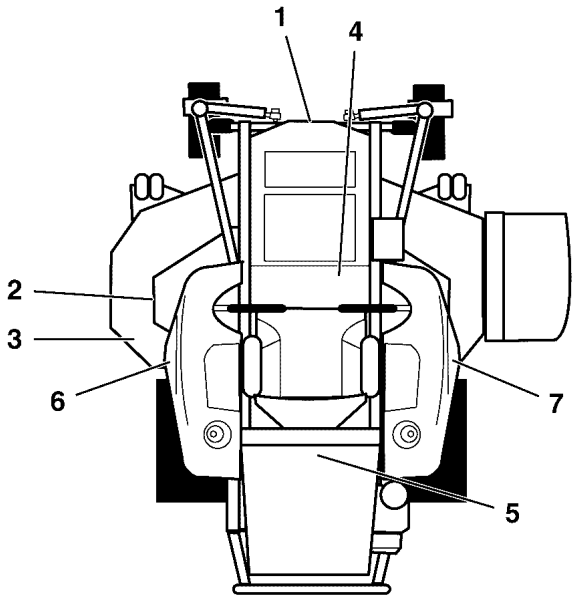
Not For Reproduction

Decal Group - Brand and Model

Note: Unless noted otherwise, use the standard torque specifications

Mfg. No: 5901929

5304221



Decal Group - Brand and Model

REF NO	PART NO	QTY	DESCRIPTION
1	5104724	1	DECAL, FERRIS LOGO, MEDIUM
2	5022813	1	DECAL, 61
3	5102210	1	DECAL, iCD CUTTING SYSTEM
4	5104759FS	1	DECAL, MODEL
5	5103799	1	DECAL, FERRIS, 2.23" X 11.39"
6	5108857	1	DECAL, TANK, LH, FERRIS
7	5108858	1	DECAL, TANK, RH, FERRIS

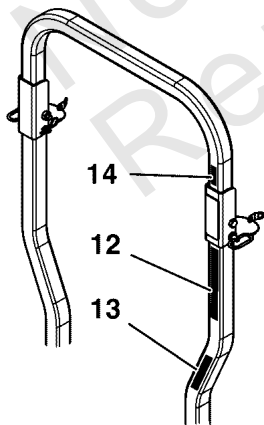
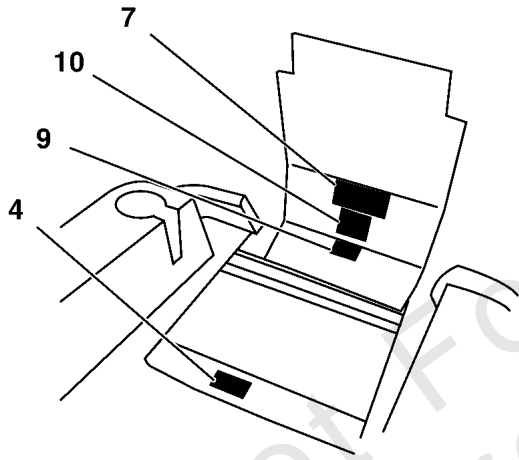
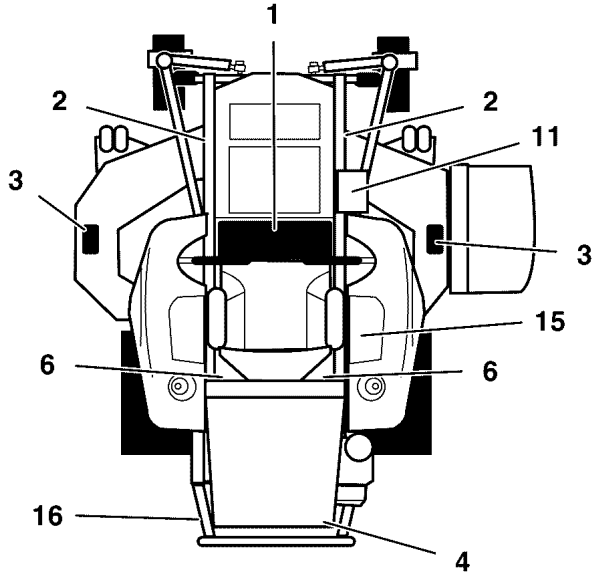
Not For Reproduction

Decal Group - Safety & Operation

Note: Unless noted otherwise, use the standard torque specifications

Mfg. No: 5901929

5304220




WARNING

Breathing diesel engine exhaust exposes you to chemicals known to the State of California to cause cancer and birth defects or other reproductive harm.

- Always start and operate the engine in a well-ventilated area.
- If in an enclosed area, vent the exhaust to the outside.
- Do not modify or tamper with the exhaust system.
- Do not idle the engine except as necessary.

For more information go to www.P85warnings.ca.gov/diesel



WARNING

Avoid serious injury or death

- Read operator's manual before using this product.
- Do NOT operate this machine unless you are trained.
- Know the location and function of all controls.
- Keep safety devices (guards, shields, switches, etc.) in place and working.
- Remove objects that could be thrown by the blade.
- Be sure blades and engine are stopped before placing hands or feet near blades.
- When leaving machine, shut off, remove key and set parking brake.

Fire Hazard

Gasoline is flammable. Debris is combustible.

- Allow engine to cool for at least 3 minutes before refueling.
- Keep unit cleaned of debris.
- This equipment may create sparks that can start fires around dry vegetation. A spark arrester may be required. Contact local fire agencies for regulations relating to fire prevention requirements.

DANGER

Amputation hazard

Rotating blades cut off arms and legs.

- Stop the mower when children or others are near.
- Do not carry riders (especially children) even with the blades off. They may fall off or return for another ride when you are not expecting it.
- Look down, behind and to the side before changing directions.

Water, retaining walls and drop-off hazards

Wheels dropping over edges may result in serious injury, death or drowning.

- Do NOT operate near water, retaining walls or drop-offs.
- Give yourself a minimum of two mower widths of clearance around these hazards.

Loss of control and roll-over hazard

Operating on slopes can be hazardous and cause loss of control and roll-overs.

- Avoid sudden turns or rapid speed changes.
- Reduce speed and use extreme caution on slopes.
- Go across slopes, NOT up and down.
- Do not operate on slopes over 15 degrees.
- If machine stops forward motion on a slope, stop the blades and drive slowly off the slope.

Wet or soft slope hazard

Wet or soft slopes can cause sliding and loss of control.

- Do NOT operate on slopes when grass is wet.
- Do NOT operate on slopes when soil is soft (such as after heavy rains).

WARNING

PINCH POINT

To avoid injury from loaded spring, read operator's manual before removing spring.

DANGER

Amputation and thrown objects hazard

- Keep hands and feet away from deck.
- Do not operate mower unless discharge chute or entire grass catcher is in its proper place.

WARNING

Amputation and Pinch Point Hazard

To avoid injury from rotating parts, stay clear of parts and keep all shields and guards in place.

The operator's manual is available in Spanish. La manual del operador está disponible en Español.

WARNING

Avoid serious injury or death from rollover.

Do not operate without the rollbar installed and operational.

Ignition System (Gasoline Models)

This spark ignition system complies with Canadian standard ICES-002

HYDRAULIC OIL RESERVOIR

USE SAE 20W-50 MOTOR OIL

Belts & Blades

Tractor	
Pump Drive Belt	5104583
Gearbox Drive Belt	5104574
52" Mower Deck	
Deck Drive Belt	5104059
Mower Blade (Set)	5101756S
61" Mower Deck	
Deck Drive Belt	5104068
Mower Blade (Set)	5101755S

WARNING

AVOID SERIOUS INJURY OR DEATH FROM ROLL OVER:

Keep roll bar in the raised position and use seat belt.

THERE IS NO ROLL OVER PROTECTION WHEN THE ROLL BAR IS DOWN

Lower the roll bar only when necessary and NEVER remove it.

Do NOT use seat belt when the roll bar is down.

Raise the roll bar as soon as clearance permits.

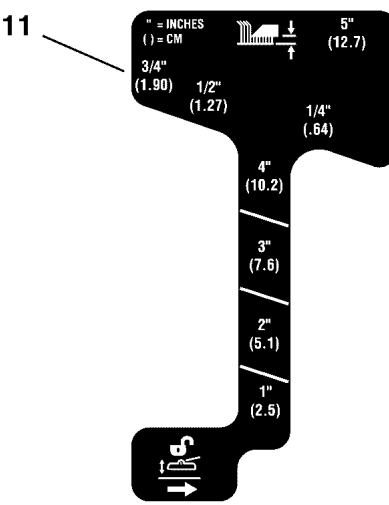
Do NOT jump off if mower tips.

Read and follow all operating instructions and warnings in the operator's manual.

WARNING

LOW OVERHANGING OBSTACLES HAZARD

Check for overhead clearances before driving under any objects. Do NOT allow roll bar to contact low overhanging obstacles, such as tree branches and guide wires.



CAUTION

ROLL OVER PROTECTIVE STRUCTURE

To maintain operator protection and roll bar certification:

- Replace a damaged roll bar, do NOT attempt to repair or modify.
- Any alteration of the roll bar must be approved by the manufacturer.

DO NOT exceed the machine weight rating of the roll bar.

Decal Group - Safety & Operation

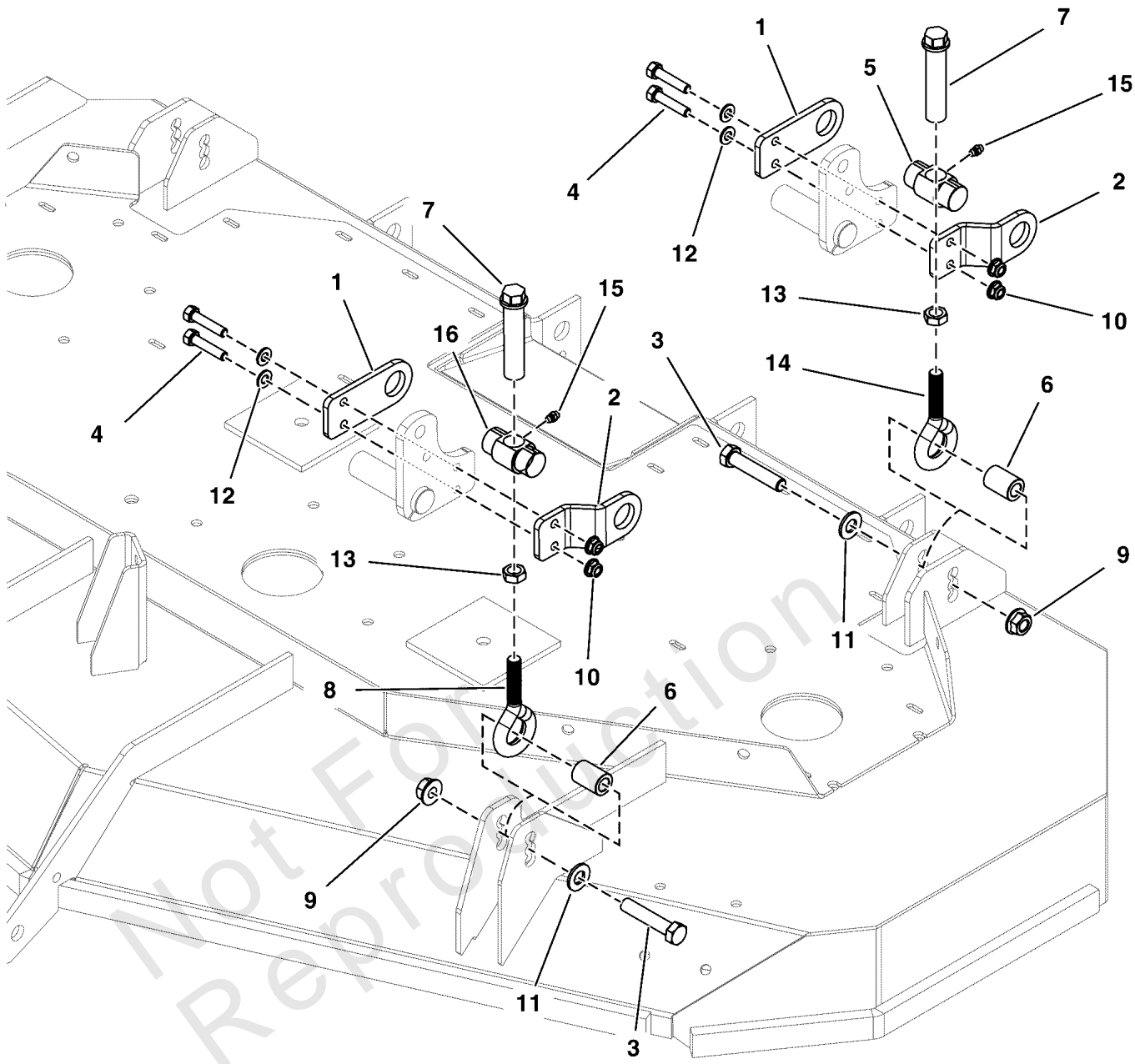
REF NO	PART NO	QTY	DESCRIPTION
1	5103595	1	DECAL, MAIN SAFETY
2	5061245	2	DECAL, Pinch Point
3	7101665	2	DECAL, DANGER DO NOT OPERATE W/O DEFLECT
4	5103184	2	DECAL, WARNING, HAND IN BELT, ENG ONLY -(Qty: 1 located by transmission fans; Qty: 1 located by gearbox drive belt)
5	5103619	1	DECAL, MANUAL AVAILABLE IN SPANISH
6	5100683	2	DECAL, Warning, ROLL BAR
7	5104434	1	DECAL, TRANSAXLE RELEASE, ZT4400
8	5104043	1	DECAL, FUSE LOCATION, 20-15-15-20 -(Located by the fuse block) (S/N: 2017954955 & Below)
9	5100957	1	DECAL, HYDRAULIC OIL, SAE 20W50
10	5104712	1	DECAL, BELT & BLADE, IS2600 -(S/N: 2017528586 & Below)
10	5105427	1	DECAL, BELT & BLADE, IS2600Z (2017) -(S/N: 2017528587 & Above)
11	5103720	1	DECAL, CUT HEIGHT, IS700/ZTS700
12	5104082	1	DECAL, WARNING, FOLDING ROLL BAR -(SV)
13	5100405	1	DECAL, WARNING OVERHANG, ROPS (SV) -(SV)
14	5104083	1	DECAL, CAUTION, FOLDING ROLL BAR -(SV)
15	5103307	1	DECAL, CONTROL PANEL, S2500Z, 3 POS IGN
16	5107401	1	DECAL, WARNING, PROP 65 DIESEL

Deck Lift Group - Deck Hangers

Note: Unless noted otherwise, use the standard torque specifications

Mfg. No: 5901929

5304216A



Deck Lift Group - Deck Hangers

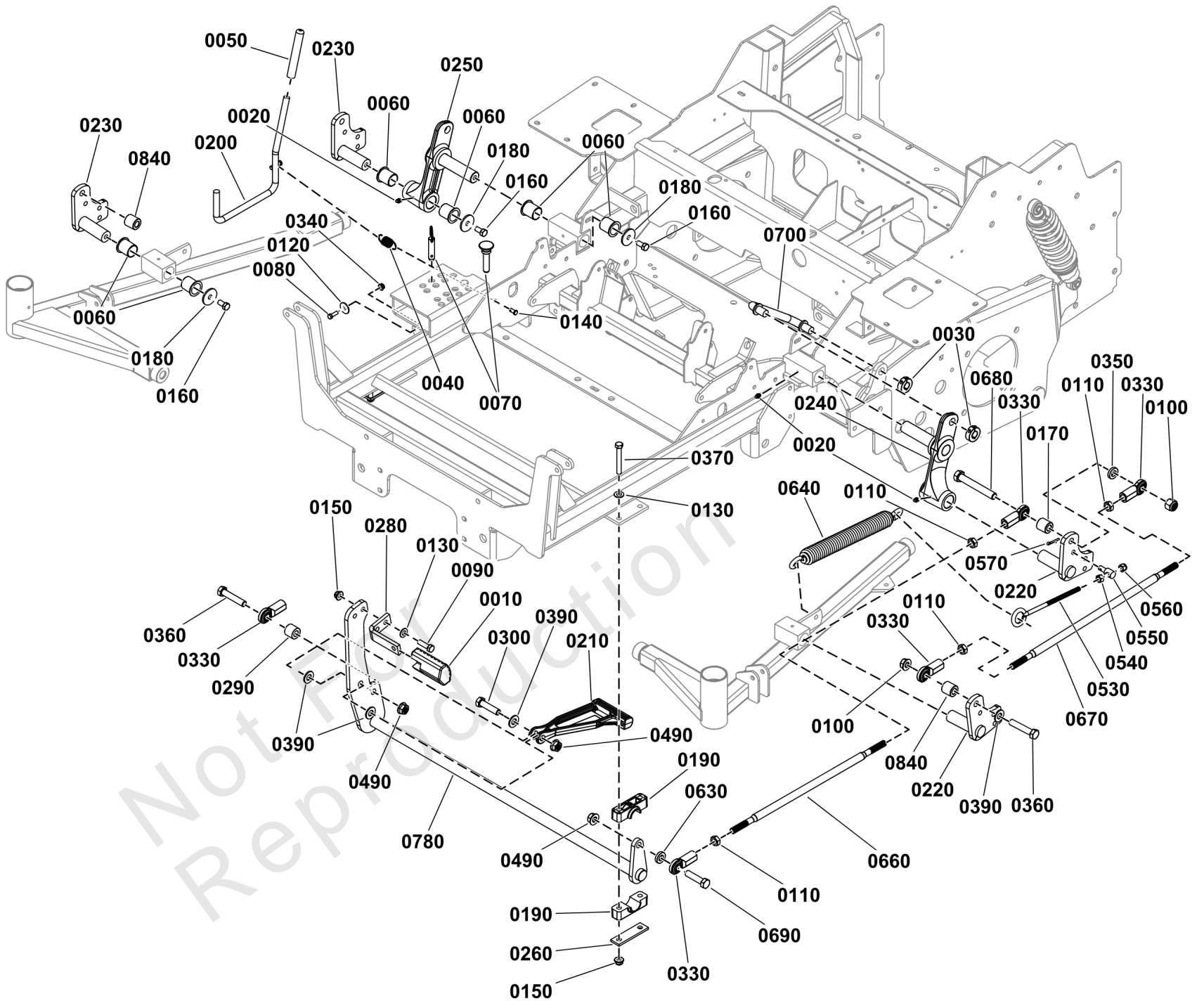
REF NO	PART NO	QTY	DESCRIPTION
1	5413900A	4	BRACKET, INNER TRUNION MNT - BLK
2	5413899A	4	BRACKET, OUTER TRUNION MNT - BLK
3	5025017X20	4	BOLT, 1/2-13 X 2-1/2" GD5 CZ
4	5025013X12SM	8	BOLT, 3/8-16 X 1-1/2"
5	5104238	2	PIVOT, DECK LIFT TRUNION, GREASABLE
6	5103054	4	SPACER, .52 X .87 X 1.25, CZ
7	5109915FS	4	ADJUSTER, HEIGHT
8	5025615	2	EYE BOLT, 1/2-20X6", 2.5"THRD,
9	5025396	4	NUT, Hex Flange, Nylock, 1/2-13
10	5025394	8	NUT, 3/8 - 16 HEX NYLOCK FLANGE
11	5025158	4	WASHER, 1/2 SAE
12	5025156	8	WASHER, 3/8 SAE
13	5025089	4	NUT, 1/2-20 Hex Jam
14	5025579	2	EYE BOLT, 1/2-20 X 4.25,1.88THRD,1EYE,CZ
15	5020095	4	GREASE FITTING, 1/4-28 Straight
16	5105405	2	PIVOT, DECK LIFT, TRUNION, HT, BZ

Not For Reproduction

Deck Lift Group - Foot Pedal & Linkages S/N: 2017954956 & Above

Note: Unless noted otherwise, use the standard torque specifications

Mfg. No: 5901929



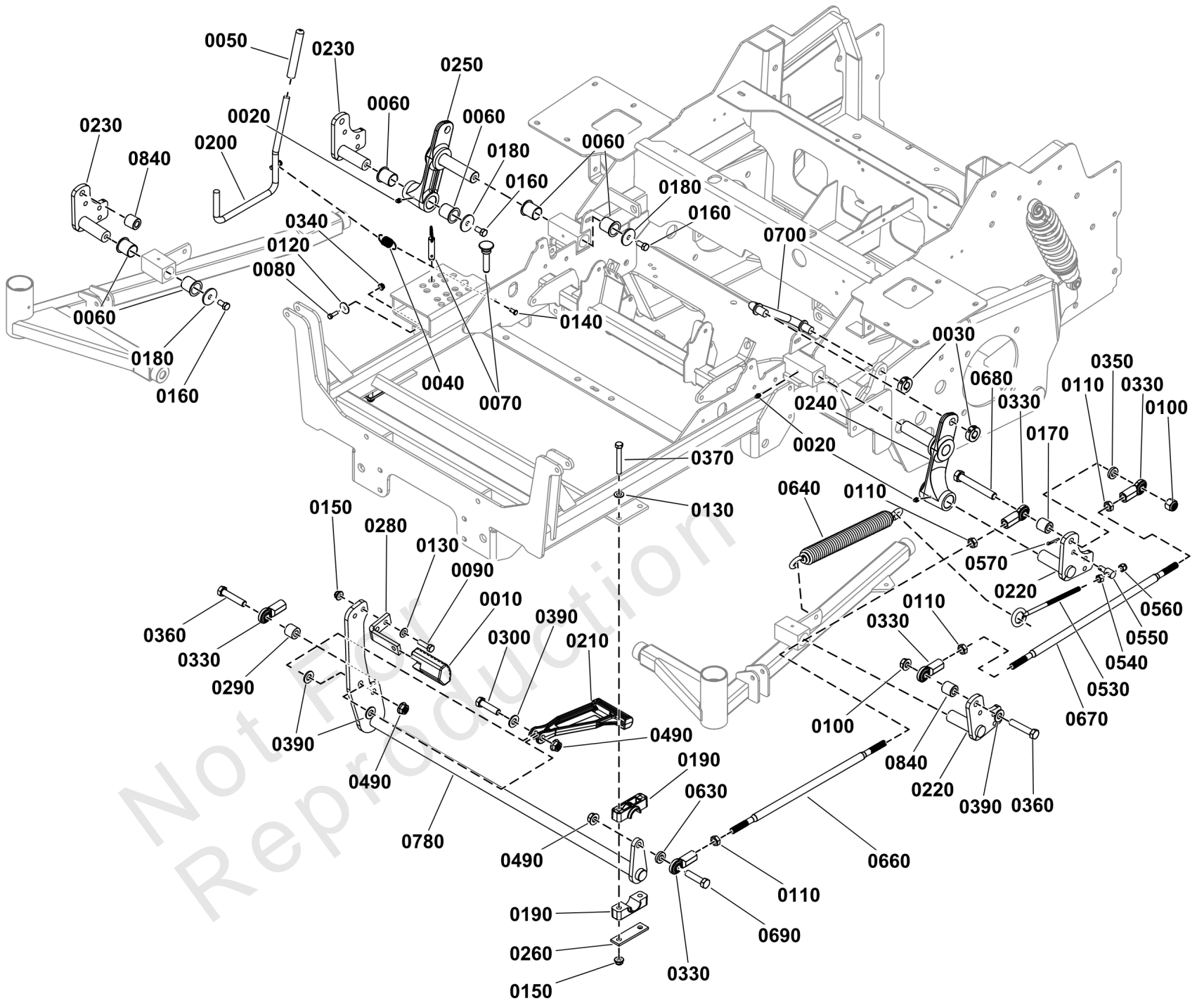
Deck Lift Group - Foot Pedal & Linkages S/N: 2017954956 & Above

REF NO	PART NO	QTY	DESCRIPTION
0010	5104262	1	PEDAL, Rubber
0020	5020095	4	GREASE FITTING, 1/4-28 Straight
0030	5020441	4	COLLAR, 5/8" Split
0040	5010213	1	SPRING-EXT, .740 ODX2.025LGX.072WR, BLK
0050	5021880	1	GRIP, FOAM, .475 X 4.35 X .095
0060	5023343	12	BUSHING, 1.00 X 1.13 X 1.38, Plastic
0070	5023498SM	1	PIN, HITCH, 1/2 X 2.0 -(Pin Style: Regular Deck Lift Pin)
0070	84008180	1	PIN, Magnetic Deck Lift -(Pin Style: Magnetic Deck Lift Pin)
0080	-----	2	HHCS, 1/4-20 X 0.625, GR5, ZINC/CLEAR
0090	5025013X10	2	BOLT, 3/8-16 X 1-1/4" GD5 CZ
0100	5025056	4	NUT, 1/2-13 HEX NYLON LOCK
0110	5025089	8	NUT, 1/2-20 Hex Jam
0120	5025288	2	WASHER, 1/4" Fender
0130	5025156	6	WASHER, 3/8 SAE
0140	5025212X4	1	PIN, CLEVIS, 1/4 X 1/2, PLATED
0150	5025394	6	NUT, 3/8 - 16 HEX NYLOCK FLANGE
0160	5025443	6	BOLT, 3/8-16 X 3/4, PLT W/PATCH
0170	5045023	2	SPACER, .52 X 1.00 X .44, CZ
0180	5100548	6	WASHER, .390 X 1.50 X .109, YZ
0190	5100634	4	PIVOT BLOCK, PLASTIC
0200	84010944	1	KIT, Latch w/Grip
0210	5104133	1	LINK, DECK LIFT, CAST IRON
0220	5413901AA	2	WELD, DECK LIFT LEVER, LH - BLK
0230	5413902AA	2	WELD, DECK LIFT LEVER, RH - BLK
0240	5105172	1	ASSM, DECK COMP LINK, LH-CAST
0250	5105173	1	ASSM, DECK COMP LINK, RH-CAST
0260	5403925A	2	PLATE, PIVOT BLOCK SUPPORT - BLK
0280	5061569A	1	PEDAL, FOOT - BLK
0290	5044673	1	SPACER, .52 X 1.00 X .88, PM, CZ
0300	5025017X16	1	BOLT, 1/2-13 X 2" GD5 CZ
0330	1702779	8	JOINT-BALL .500-20 THD .500ID, CLR ZINC
0340	5025391	2	NUT, 1/4-20 Hex Nylock Flange
0350	5100520	2	SPACER, .52 X 1.00 X .22, PM, CZ
0360	5025017X20	3	BOLT, 1/2-13 X 2-1/2" GD5 CZ
0370	5025013X22	4	BOLT, 3/8-16 X 2-3/4" GD5 CZ
0390	5025158	4	WASHER, 1/2 SAE
0490	5025396	3	NUT, Hex Flange, Nylock, 1/2-13
0530	5021811	2	EYE BOLT, 3/8-16 X 8, 3THRD, 1EYE, CZ
0540	5025034	2	NUT, 3/8-16 HEX, YZ
0550	5100380	2	* ADJUSTER, DECK HANGER
0560	5025096	2	NUT, 3/8-16 HEX NYLON LOCK
0570	5025203X6	2	* PIN, COTTER, 1/8" X 3/4
0630	5025440	2	WASHER, 1/2" GD9 YZ
0640	5023355	2	SPRING-EXT, 1.00 ODX13.25LGX.177WR, BLK
0660	5103758	2	ROD, DECK LIFT, 19.25, CZ
0670	5104004	2	ROD, 1/2-20 X 24.50
0680	5025017X26	2	BOLT, 1/2-13 X 3-1/4, HEX HD, GD5, CZ (SV)
0690	5025017X14	1	BOLT, 1/2-13 X 1-3/4 GD5 CZ
0700	5104700	2	ROD, SUSPENSION LINK, IS2600
0780	5414141B	1	WELD, DECK LIFT SHAFT - RED

Deck Lift Group - Foot Pedal & Linkages S/N: 2017954956 & Above

Note: Unless noted otherwise, use the standard torque specifications

Mfg. No: 5901929



Deck Lift Group - Foot Pedal & Linkages S/N: 2017954956 & Above

REF NO	PART NO	QTY	DESCRIPTION
0840	5045178	2	SPACER, .52 X 1.00 X .75, CZ

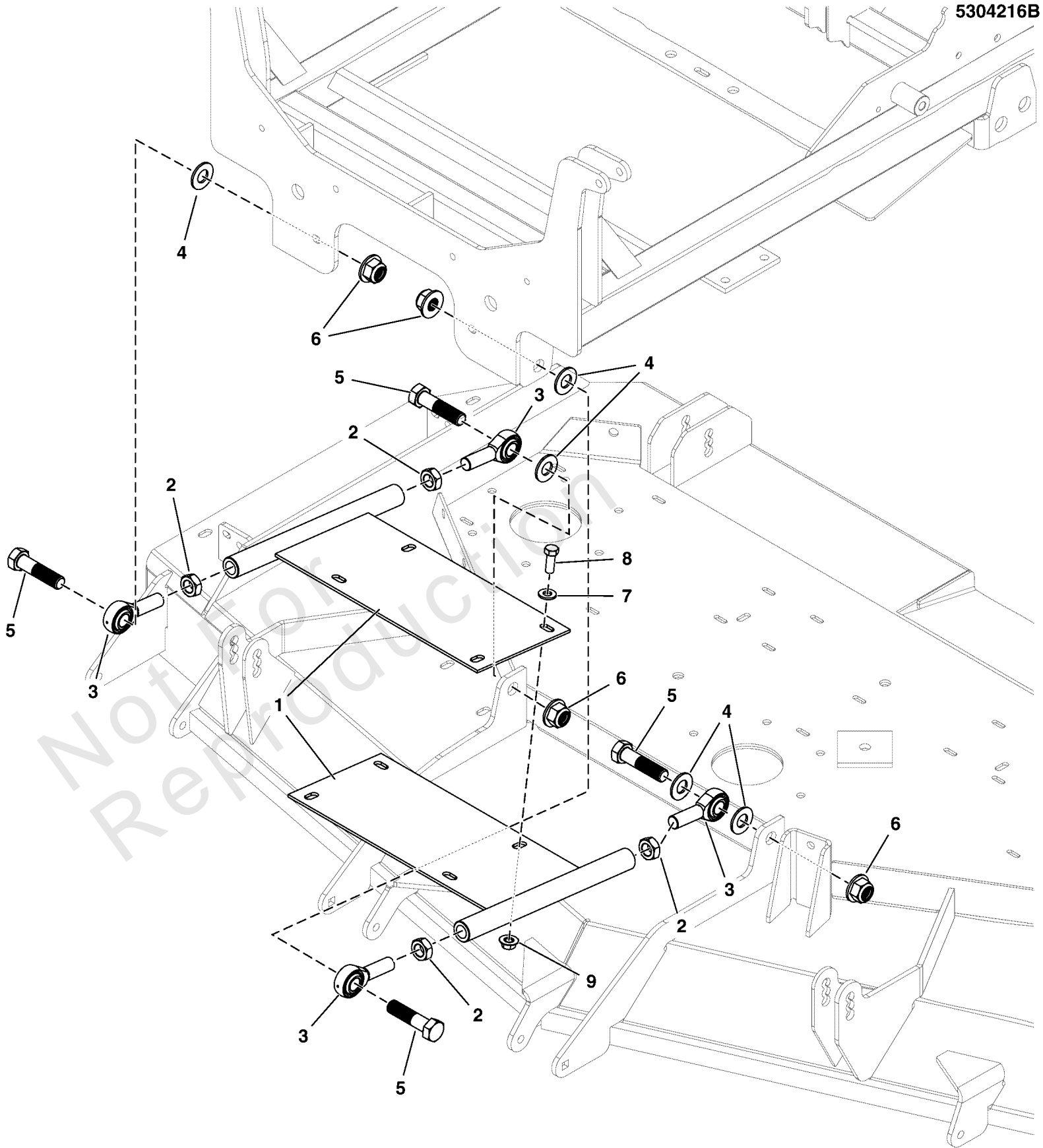
Not For Reproduction

Deck Lift Group - Puller Bar

Note: Unless noted otherwise, use the standard torque specifications

Mfg. No: 5901929

5304216B



Deck Lift Group - Puller Bar

REF NO	PART NO	QTY	DESCRIPTION
1	5411858A	2	WELD, DECK STABILIZER, IS2100Z - BLK
2	5025454	4	NUT, 5/8-18, HEX JAM
3	5102683	4	BALL JOINT, 5/8-18, MALE
4	5025281	5	WASHER, 5/8 SAE
5	5025019X16	4	BOLT, 5/8-11 X 2 GD5 CZ
6	5025403	4	NUT, 5/8-11 HEX NYLOCK FLANGE
7	5025293	4	WASHER, 3/8 GD.9 FLAT
8	5025013X8	4	BOLT, 3/8-16 X 1" GD5 CZ
9	5025394	4	NUT, 3/8-16 HEX NYLOCK FLANGE

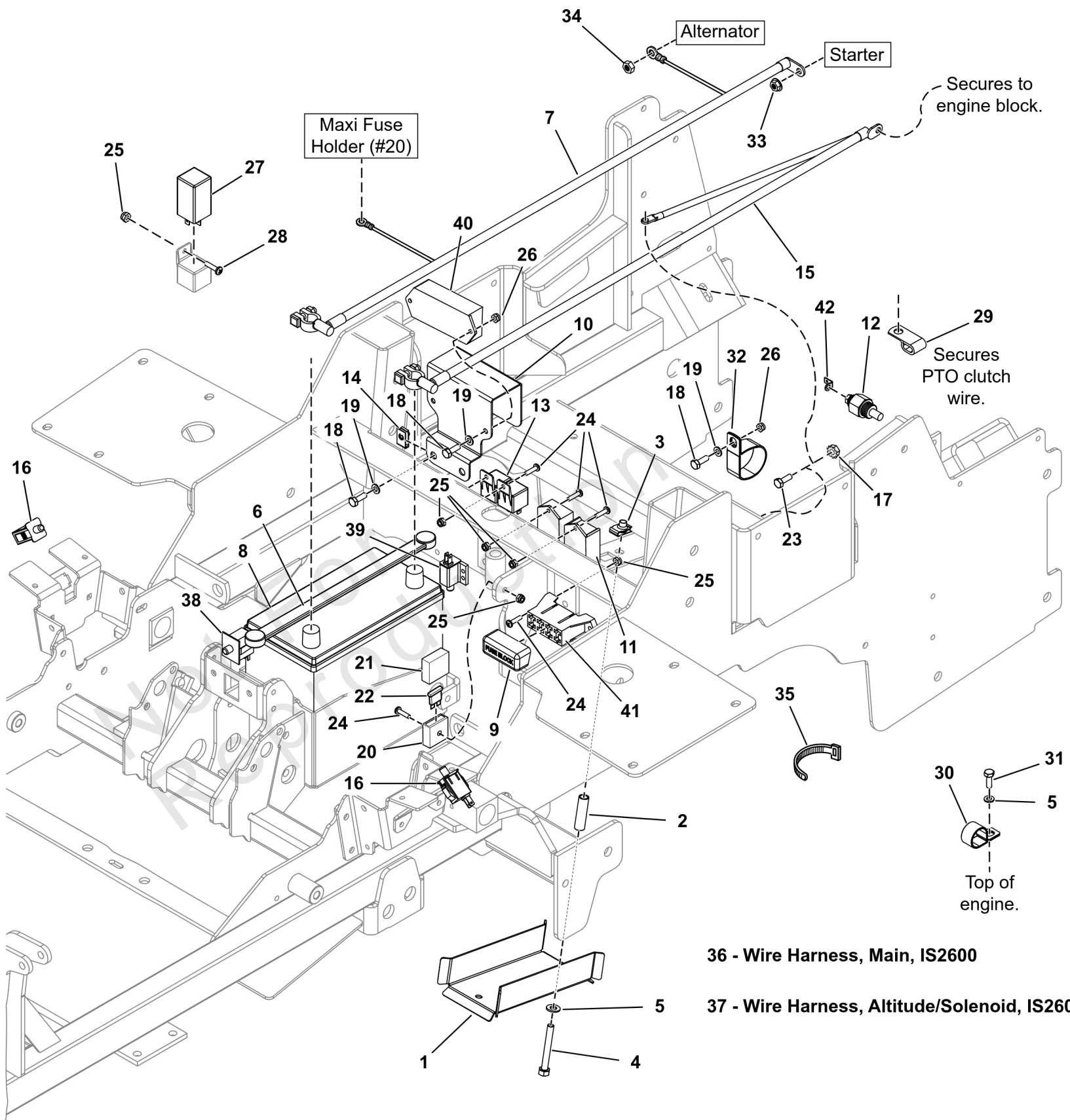
Not For Reproduction

Electrical Components Group

Note: Unless noted otherwise, use the standard torque specifications

Mfg. No: 5901929

5304214



36 - Wire Harness, Main, IS2600

37 - Wire Harness, Altitude/Solenoid, IS2600

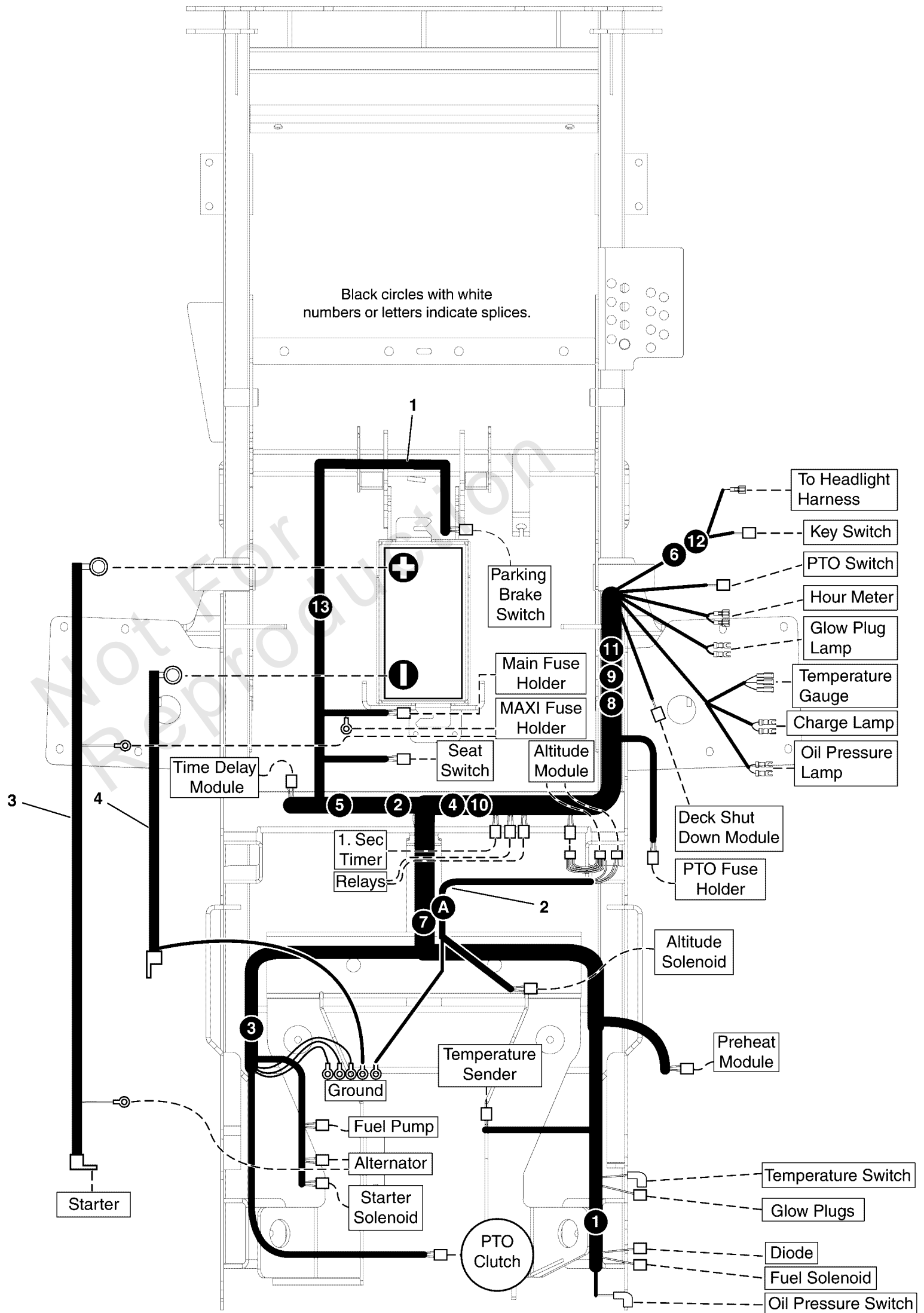
Electrical Components Group

REF NO	PART NO	QTY	DESCRIPTION
1	5414655A	1	CHANNEL, HOSE & WIRE - BLK
2	5101638	2	SPACER, .38 X .50 X 1.78 YZ
3	5022308	2	BODY CLIP, 5/16-18-7GA MATERIAL
4	5025011X20	2	BOLT, 5/16-18 X 2-1/2" GD5 YZ
5	5025155	3	WASHER, 5/16" SAE
6	1722009	1	STRAP, BATTERY, 14 LONG, Rubber
7	5414392	1	ASSEMBLY, POS BATTERY CABLE, IS2600
8	-----	1	BATTERY-12VOLT 6CELL 500 AMPS CCA; GROUP 51
9	5022805	1	COVER, VINYL, FUSE BLOCK -(S/N: 2017954955 & Below)
10	5414188B	1	MOUNT, DRIVER MODULE - RED
11	5023310	1	MODULE, TIME DELAY
12	5023394	1	SENDER, WATER TEMPERATURE
13	5100980	2	RELAY, 12 VOLT, 50 AMP, N.O.
14	5022665	2	BODY CLIP, 1/4-20 X 1/2" DEEP
15	5104604	1	BATTERY CABLE, NEG
16	5101589	2	SWITCH, PLUNGER, NO, SINGLE POLE, SNAP-IN -(S/N: 2017954955 & Below)
17	80018785	1	NUT-HEX KEPS 5/16-18 CL/ZC
18	5025010X6	6	BOLT, 1/4"-20 X 3/4" GD5 YZ
19	5025154	6	WASHER, 1/4 SAE
20	5102248	1	FUSE HOLDER, MAXI
21	5102249	1	COVER, FUSE HOLDER, MAXI
22	5102250	1	FUSE, MAXI, 40A
23	5025059X8	1	BOLT, 5/16-18 X 1" , SELF-TAPPING
24	5025179X6	6	SCREW, #10-24 X 3/4" ROUND PHILLIPS -(Qty: 8 - S/N: 2017954955 & Below)
25	5025271	7	NUT, Hex, Nylon Lock, #10-24 -(Qty: 9 - S/N: 2017954955 & Below)
26	5025391	4	NUT, 1/4-20 Hex Nylock Flange
27	5102945	1	MODULE, PRE-HEAT, 4 SECONDS
28	5025179X4	1	SCREW, #10-24 X 1/2" ROUND PHILLIPS
29	5025430	1	CLAMP, 5/16", DOUBLE, WIRE & TUBE
30	5025558	1	CLAMP, TUBE & WIRING, 1.062 ID
31	5025494	1	BOLT, M8-1.25 X 16MM GD8.8
32	5023263	2	CLAMP, VINYL INSULATED, 1.75
33	5025355	1	NUT, M8-1.25 Hex Serrated Flange
34	5025420	1	NUT, M6-1.0
35	5021029	8	TIE, SELF-LOCKING, 12"
36	5414396	1	WIRE HARNESS, MAIN, IS2600 -(S/N: 2017954955 & Below)
36	5417157	1	WIRE HARNESS, MAIN, IS2600 -(S/N: 2017954956 & Above)
37	5104691	1	WIRE HARNESS, ALTITUDE/SOLENOID, IS2600
38	5101280	1	SWITCH, PLUNGER, NO/NC SNAP-IN, LOW PROFILE
39	5021769	1	SWITCH, PLUNGER, N.C.
40	-----	1	ALTITUDE MODULE (SEE YANMAR ENGINE PARTS DEALER)
41	5021518	1	FUSE, BLOCK (SV) -(S/N: 2017954955 & Below)
42	5110207	1	TERM #10 X .250 SPADE (90 DEG)

Electrical Group - Wire Schematic Layout S/N: 2017954956 & Above

Note: Unless noted otherwise, use the standard torque specifications

Mfg. No: 5901929



Electrical Group - Wire Schematic Layout S/N: 2017954956 & Above

REF NO	PART NO	QTY	DESCRIPTION
1	5417157	1	WIRE HARNESS, MAIN, IS2600
2	5104691	1	WIRE HARNESS, ALTITUDE/SOLENOID, IS2600
3	5414392	1	ASSEMBLY, POS BATTERY CABLE, IS2600
4	5104604	1	BATTERY CABLE, NEG

Not For Reproduction

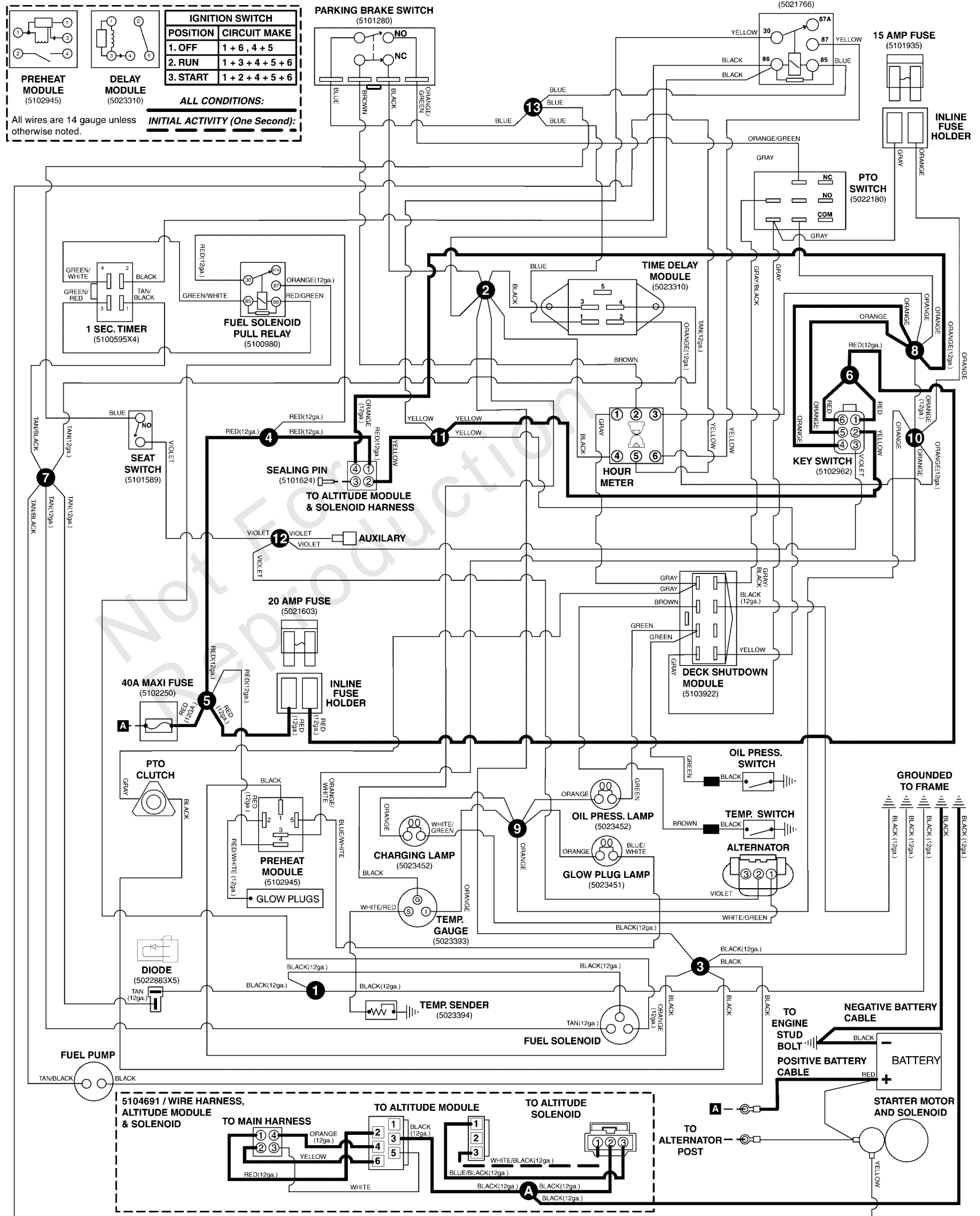
Electrical Schematic - Altitude Solenoid Circuit S/N: 2017954956 & Above

Note: Unless noted otherwise, use the standard torque specifications

Mfg. No: 5901929

5417157 / IS2600Z MAIN WIRE HARNESS - YANMAR 3TNM74F ENGINES

(If internal schematic of the switch is not shown, the image of the switch represents the back view of the connector as it is connected to the switch.)



Electrical Schematic - Altitude Solenoid Circuit S/N: 2017954956 & Above

REF NO	PART NO	QTY	DESCRIPTION
5417157	5417157	1	WIRE HARNESS, MAIN, IS2600
5104691	5104691	1	WIRE HARNESS, ALTITUDE/SOLENOID, IS2600

Not For Reproduction

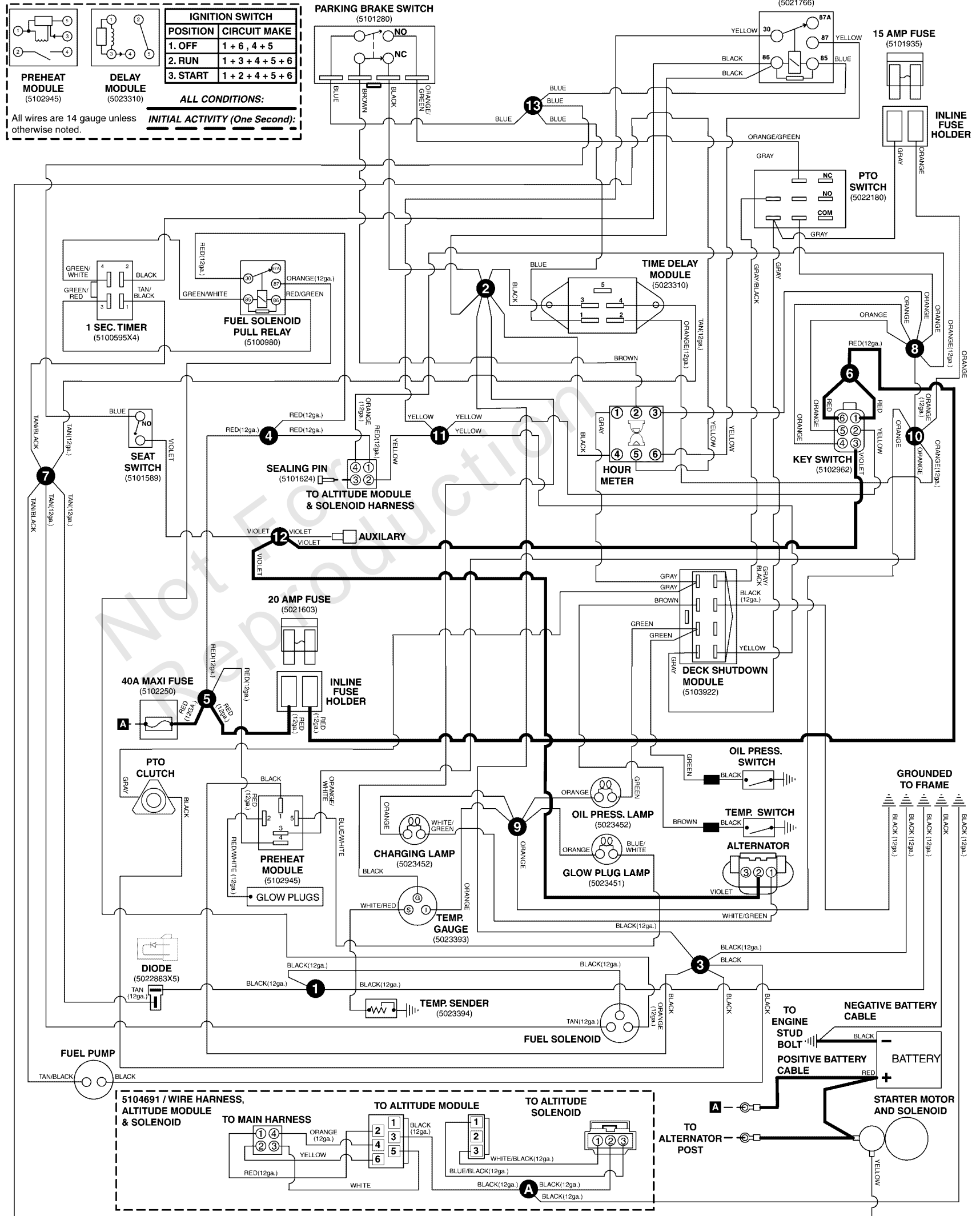
Electrical Schematic - Charging Circuit S/N: 2017954956 & Above

Note: Unless noted otherwise, use the standard torque specifications

Mfg. No: 5901929

5417157 / IS2600Z MAIN WIRE HARNESS - YANMAR 3TNM74F ENGINES

(If internal schematic of the switch is not shown, the image of the switch represents the back view of the connector as it is connected to the switch.)



Electrical Schematic - Charging Circuit S/N: 2017954956 & Above

REF NO	PART NO	QTY	DESCRIPTION
5417157	5417157	1	WIRE HARNESS, MAIN, IS2600
5104691	5104691	1	WIRE HARNESS, ALTITUDE/SOLENOID, IS2600

Not For Reproduction

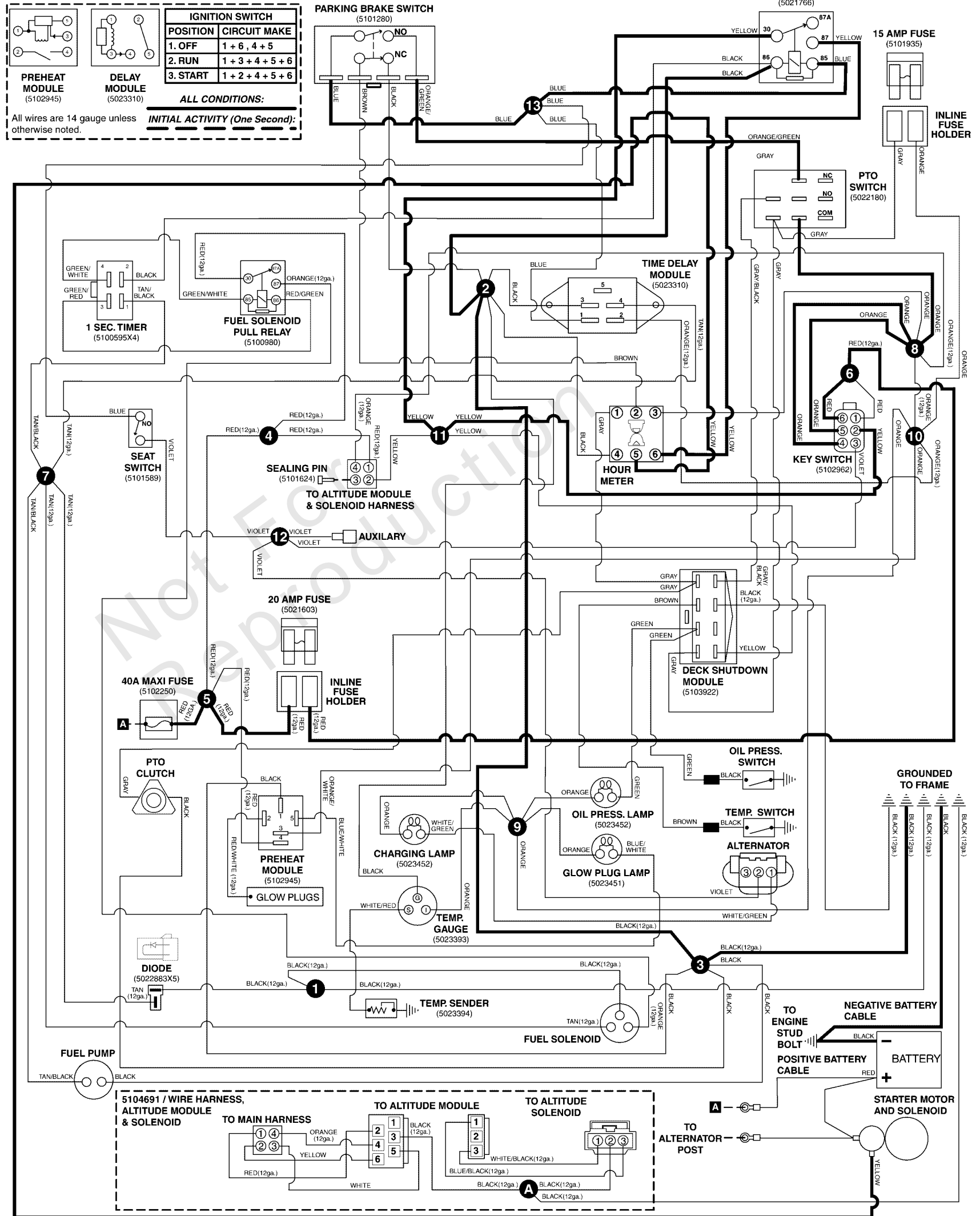
Electrical Schematic - Cranking Circuit S/N: 2017954956 & Above

Note: Unless noted otherwise, use the standard torque specifications

Mfg. No: 5901929

5417157 / IS2600Z MAIN WIRE HARNESS - YANMAR 3TNM74F ENGINES

(If internal schematic of the switch is not shown, the image of the switch represents the back view of the connector as it is connected to the switch.)



Electrical Schematic - Cranking Circuit S/N: 2017954956 & Above

REF NO	PART NO	QTY	DESCRIPTION
5417157	5417157	1	WIRE HARNESS, MAIN, IS2600
5104691	5104691	1	WIRE HARNESS, ALTITUDE/SOLENOID, IS2600

Not For Reproduction

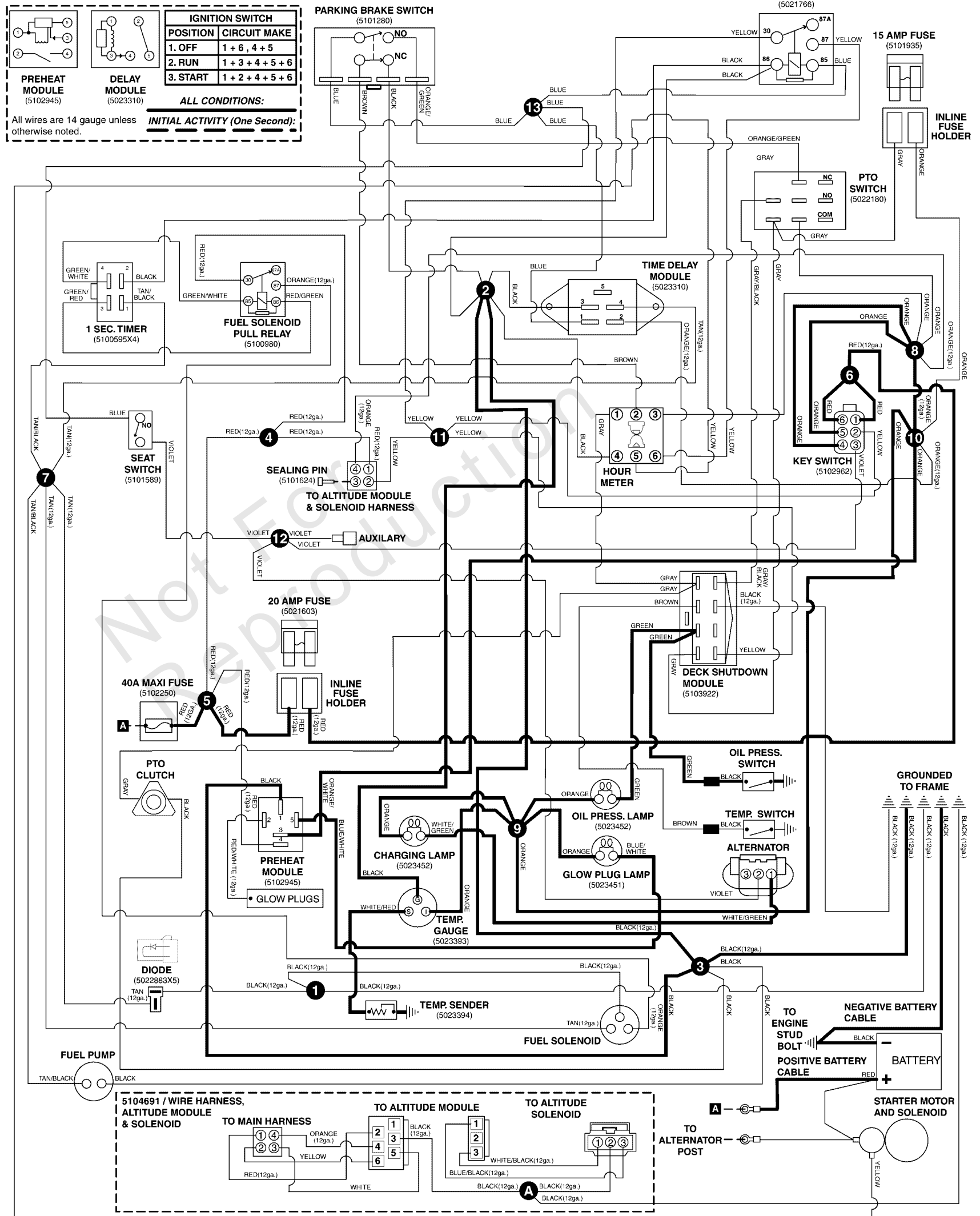
Electrical Schematic - Gauges & Lamps Circuit S/N: 2017954956 & Above

Note: Unless noted otherwise, use the standard torque specifications

Mfg. No: 5901929

5417157 / IS2600Z MAIN WIRE HARNESS - YANMAR 3TNM74F ENGINES

(If internal schematic of the switch is not shown, the image of the switch represents the back view of the connector as it is connected to the switch.)



Electrical Schematic - Gauges & Lamps Circuit S/N: 2017954956 & Above

REF NO	PART NO	QTY	DESCRIPTION
5417157	5417157	1	WIRE HARNESS, MAIN, IS2600
5104691	5104691	1	WIRE HARNESS, ALTITUDE/SOLENOID, IS2600

Not For Reproduction

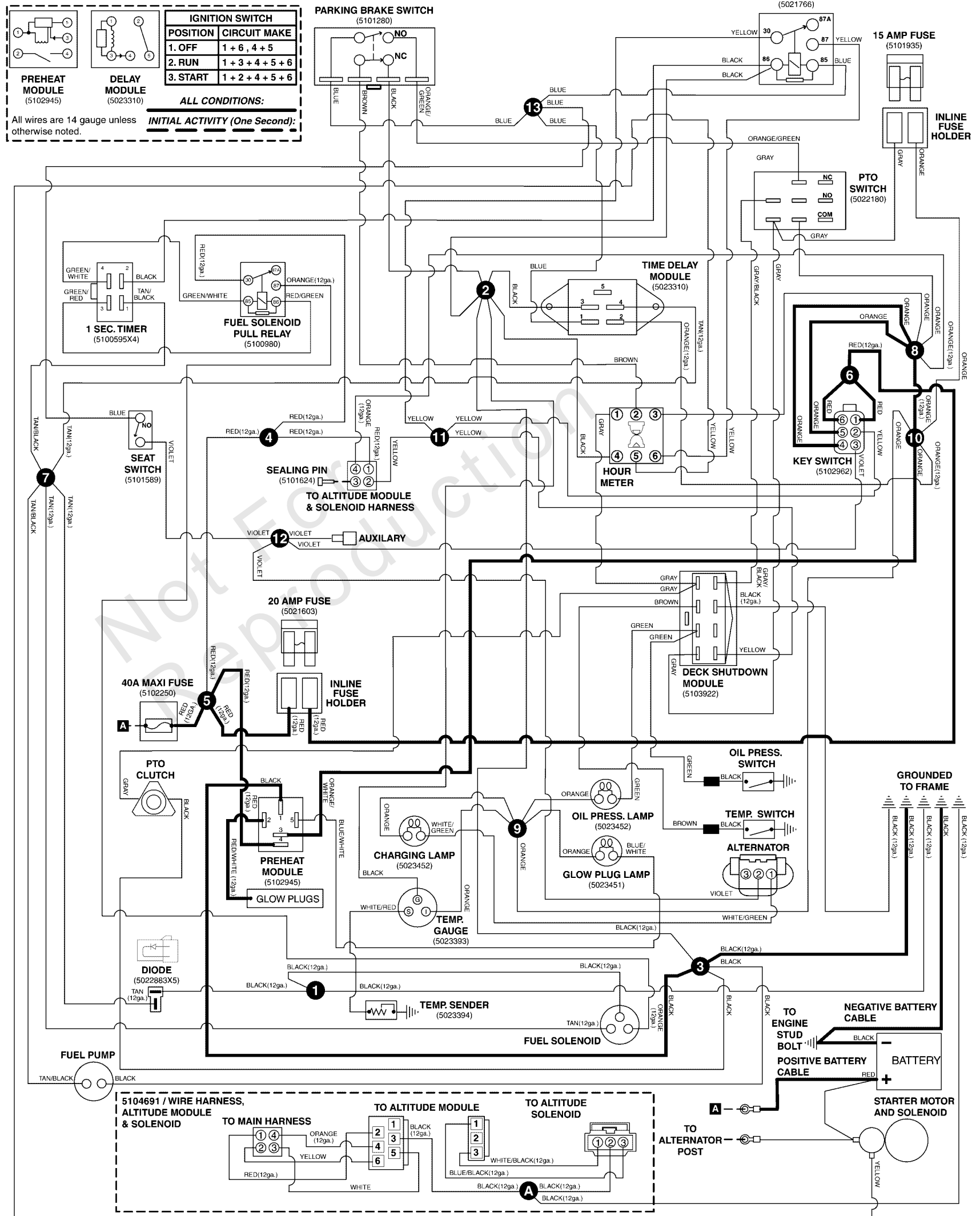
Electrical Schematic - Glow Plug Heat Circuit S/N: 2017954956 & Above

Note: Unless noted otherwise, use the standard torque specifications

Mfg. No: 5901929

5417157 / IS2600Z MAIN WIRE HARNESS - YANMAR 3TNM74F ENGINES

(If internal schematic of the switch is not shown, the image of the switch represents the back view of the connector as it is connected to the switch.)



Electrical Schematic - Glow Plug Heat Circuit S/N: 2017954956 & Above

REF NO	PART NO	QTY	DESCRIPTION
5417157	5417157	1	WIRE HARNESS, MAIN, IS2600
5104691	5104691	1	WIRE HARNESS, ALTITUDE/SOLENOID, IS2600

Not For Reproduction

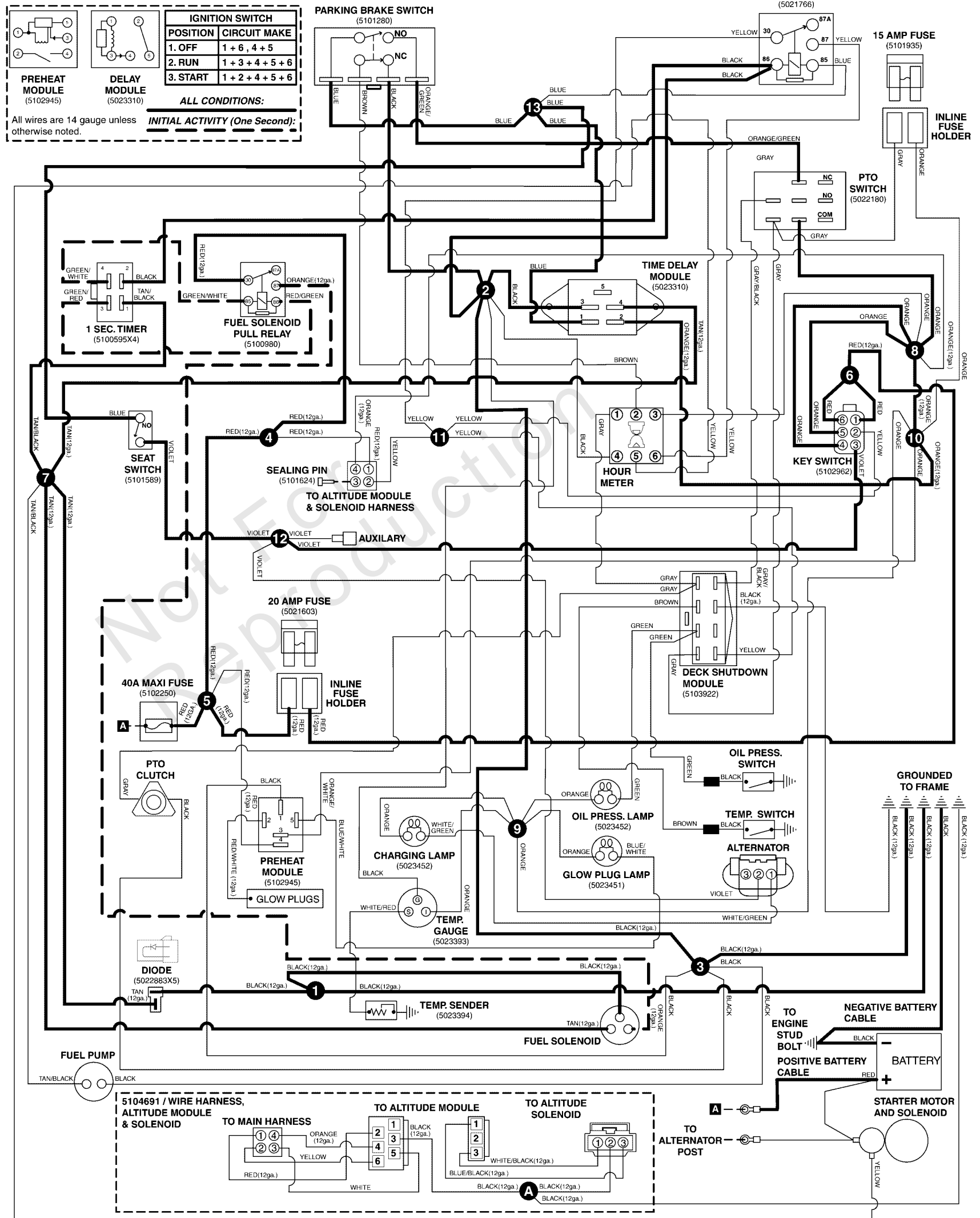
Electrical Schematic - Op. Pres./Safety Circuit S/N: 2017954956 & Above

Note: Unless noted otherwise, use the standard torque specifications

Mfg. No: 5901929

5417157 / IS2600Z MAIN WIRE HARNESS - YANMAR 3TNM74F ENGINES

(If internal schematic of the switch is not shown, the image of the switch represents the back view of the connector as it is connected to the switch.)



Electrical Schematic - Op. Pres./Safety Circuit S/N: 2017954956 & Above

REF NO	PART NO	QTY	DESCRIPTION
5417157	5417157	1	WIRE HARNESS, MAIN, IS2600
5104691	5104691	1	WIRE HARNESS, ALTITUDE/SOLENOID, IS2600

Not For Reproduction

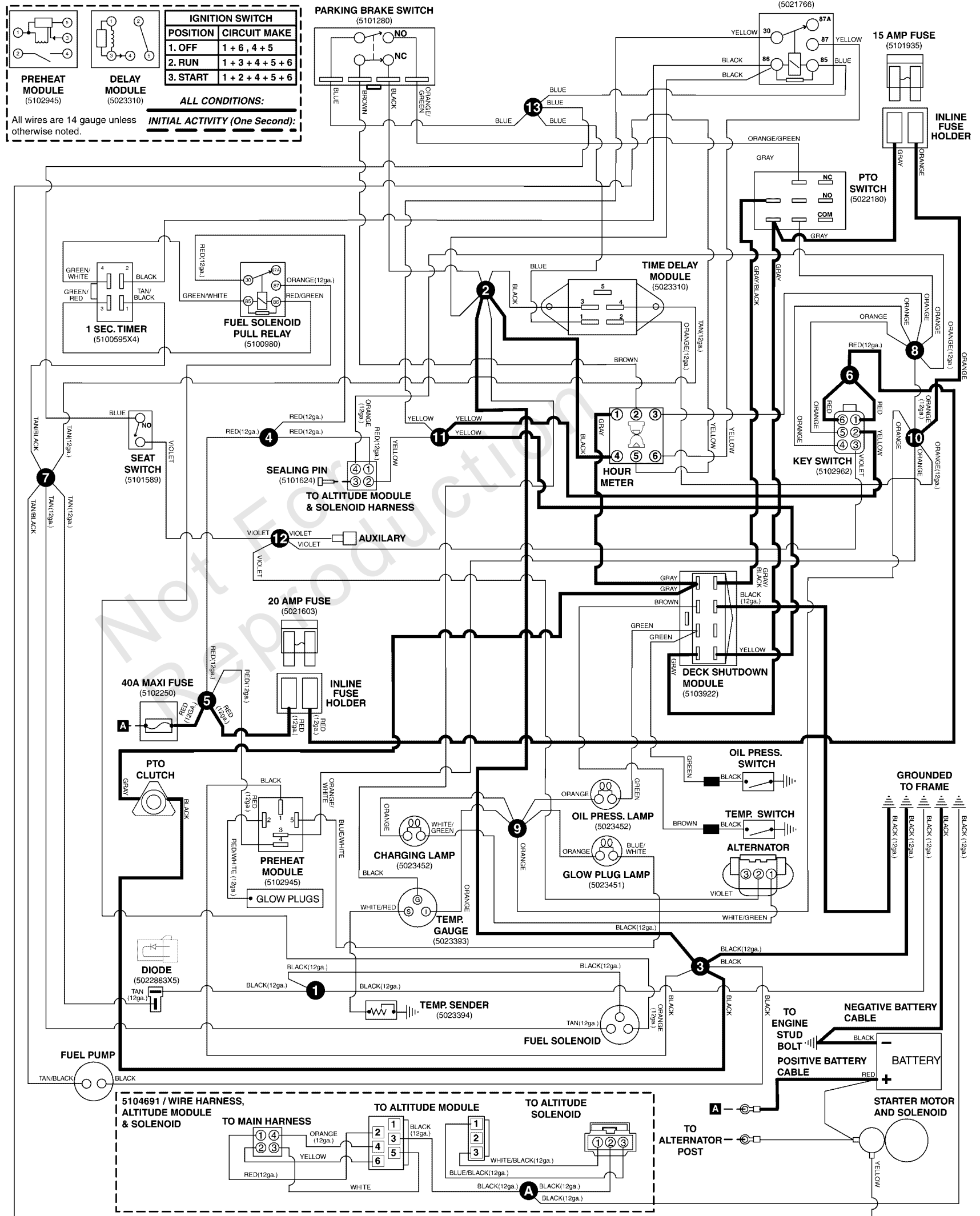
Electrical Schematic - PTO & Hour Meter Circuit S/N: 2017954956 & Above

Note: Unless noted otherwise, use the standard torque specifications

Mfg. No: 5901929

5417157 / IS2600Z MAIN WIRE HARNESS - YANMAR 3TNM74F ENGINES

(If internal schematic of the switch is not shown, the image of the switch represents the back view of the connector as it is connected to the switch.)



Electrical Schematic - PTO & Hour Meter Circuit S/N: 2017954956 & Above

REF NO	PART NO	QTY	DESCRIPTION
5417157	5417157	1	WIRE HARNESS, MAIN, IS2600
5104691	5104691	1	WIRE HARNESS, ALTITUDE/SOLENOID, IS2600

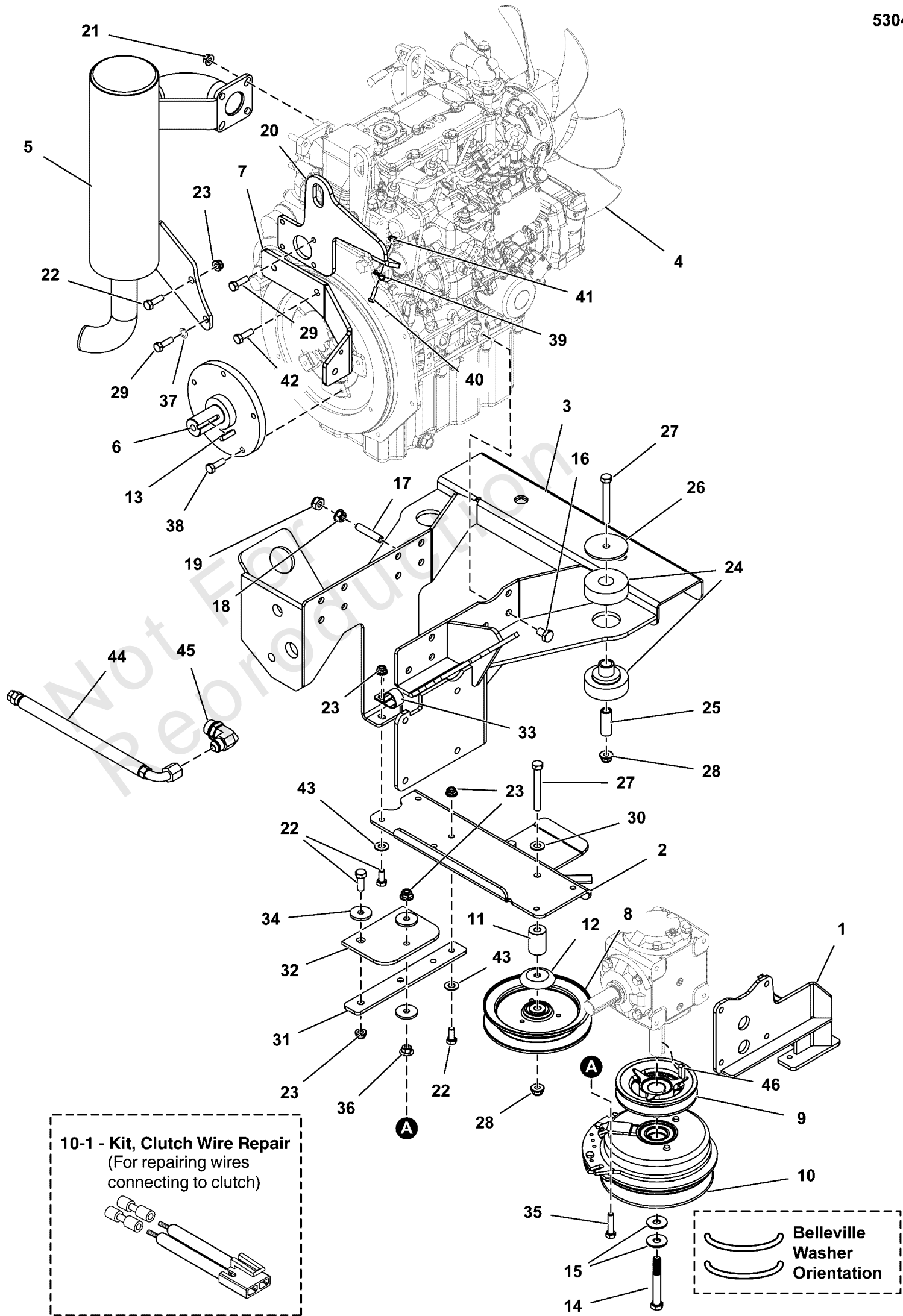
Not For Reproduction

Engine & PTO Group - S/N: 2017528587 & Above

Note: Unless noted otherwise, use the standard torque specifications

Mfg. No: 5901929

5304210EA



Engine & PTO Group - S/N: 2017528587 & Above

REF NO	PART NO	QTY	DESCRIPTION
1	5416125B	1	WELD, CLUTCH ANCHOR PLATE BRACKET - RED
2	5416425A	1	WELD, CLUTCH ANCHOR GUIDE - BLK
3	5416118B	1	WELD, ENGINE MOUNT, IS2600Z - RED
4	-----	1	ENGINE, YANMAR, .993 L, MODEL 3TNM74F-SAFS
5	5104167	1	MUFFLER, YANMAR 3TNM74F, IS2600
6	5104710	1	SHAFT, STUB, IS2600Z
7	5413835A	1	SPRING ANCHOR, YANMAR ENGINE, 2600 - BLK
8	5103789	1	PULLEY, C-SEC, V-IDLER, 6.25"ODX3/8ID
9	5105395	1	PULLEY, 4.75 OD X 1" BORE, BC-48 SPACIAL
10	5104572	1	CLUTCH, WARNER, 200FT-LB, 1.0"
10-1	5600575	1	KIT, CLUTCH WIRE REPAIR
11	5101826	1	SPACER, .39 X 1.00 X 1.47, YZ
12	5103787	1	SHIELD, BEARING PULLEY, 3/8ID, CZ
13	5050407X10	1	KEY, 1/4" SQ. X 1-1/4
14	5102865	1	BOLT, CRANKSHAFT, 7/16 X 2-3/4, PATCH, CZ
15	5025585	2	BELLEVILLE WASHER, 1.1875 X .442 X .098
16	5025359	13	BOLT, M10-1.5 X 16MM GD8.8
17	5025598	1	SOCKET SET SCREW, M10-1.5 X 50, SS, CAP PT
18	5025599	1	HEX NUT, FLG, M10-1.5 SER CZ, NO SEALER
19	5025428	1	HEX NUT, M10-1.5 NYLON INSERT
20	5411148A	1	PLATE, THROTTLE, IS2600 3TNM74F - BLK
21	5025355	5	NUT, M8-1.25 Hex Serrated Flange
22	5025011X8	9	BOLT, 5/16-18 X 1" GRD5 YZ
23	5025392	10	NUT, 5/16-18 HEX NYLOCK FLANGE NUT
24	5104084	4	ISO MOUNT, 215 LBS, YELLOW, 60272-1 -(One ISO mount included both the top and bottom piece)
25	5047380	4	SPACER, .38 x .62 x 1.62
26	5047381	4	WASHER, .39 X 2.50 X .125
27	5025013X24	5	BOLT, 3/8-16 X 3" GD5 CZ
28	5025394	5	NUT, 3/8 - 16 HEX NYLOCK FLANGE
29	5025237X25	5	BOLT, M8-1.25 X 25MM GR 8.8
30	5025156	1	WASHER, 3/8 SAE
31	5414166A	1	MOUNT, CLUTCH ANCHOR- BLK
32	5043636	1	CLUTCH ANCHOR PAD
33	5025558	1	CLAMP, TUBE & WIRING, 1.062 ID
34	5044617	4	WASHER, .34 X 1.25 X 10 GA
35	80003669	1	BOLT, 5/16-18X1.500, CARRIAGE, SQ, GR5, ZC/CL
36	5025139	1	NUT, 5/16-18 HEX SERRATED FLANGE (LARGE)
37	5025170	1	WASHER, 5/16 LOCK CZ
38	5025249	5	BOLT, M8-1.25 X 20 MM GD 8.8
39	5022901	1	CLAMP, CONDUIT
40	5025179X6	1	SCREW, #10-24 X 3/4" ROUND PHILLIPS
41	5025271	1	NUT, Hex, Nylon Lock, #10-24
42	5025329	2	BOLT, M10 X 25MM GR 8.8
43	5025155	5	WASHER, 5/16" SAE
44	5102559	1	HOSE, OIL DRAIN, 24HP YANMAR
45	5102570	1	FITTING, #8JIC - M16X1.5, ELBOW
46	5025635	1	KEY, 1/4" SQ X 15/16" LG, ROUND ENDS

Engine SERVICE PARTS - Yanmar 3TNM74F

Note: Unless noted otherwise, use the standard torque specifications

Mfg. No: 5901929

These service parts fit these engines:

5103874

3TNM74F-SAFS

Item #	Description	Fits Model
		3TNM74F-SAFS
1	3 BOND ADHESIVE	X
2	ASSY, FUEL FILTER	X
3	FAN BLADE	X
4	WATER SENSOR SWITCH	X
5	OIL SENDER SWITCH	X
6	STRAINER, FUEL OIL, IN-LINE / STRAIGHT ON TOP, 90 ON BOTTOM	X
7	ELEMENT, FUEL FILTER	X
8	CUP, FUEL FILTER	X
9	RETAINING RING	X
10	BELT	X
11	THERMOSTAT / WITH GASKET	X
12	STOP SOLENOID - FUEL SOLENOID	X
13	PUMP ASSY, FUEL FEED	X
14	OIL FILTER - FILTER ASSY, D68XL65	X
15	WATER PUMP ASSY.	X
16	ALTERNATOR/GENERATOR	X
17	HEAD GASKET SET	X
18	GASKET, WATER PUMP	X
19	GASKET, WATER PUMP	X
20	GLOW PLUG	X
21	STARTER	X
22	OIL PAN W/ DRAIN PLUG	X

Engine SERVICE PARTS - Yanmar 3TNM74F

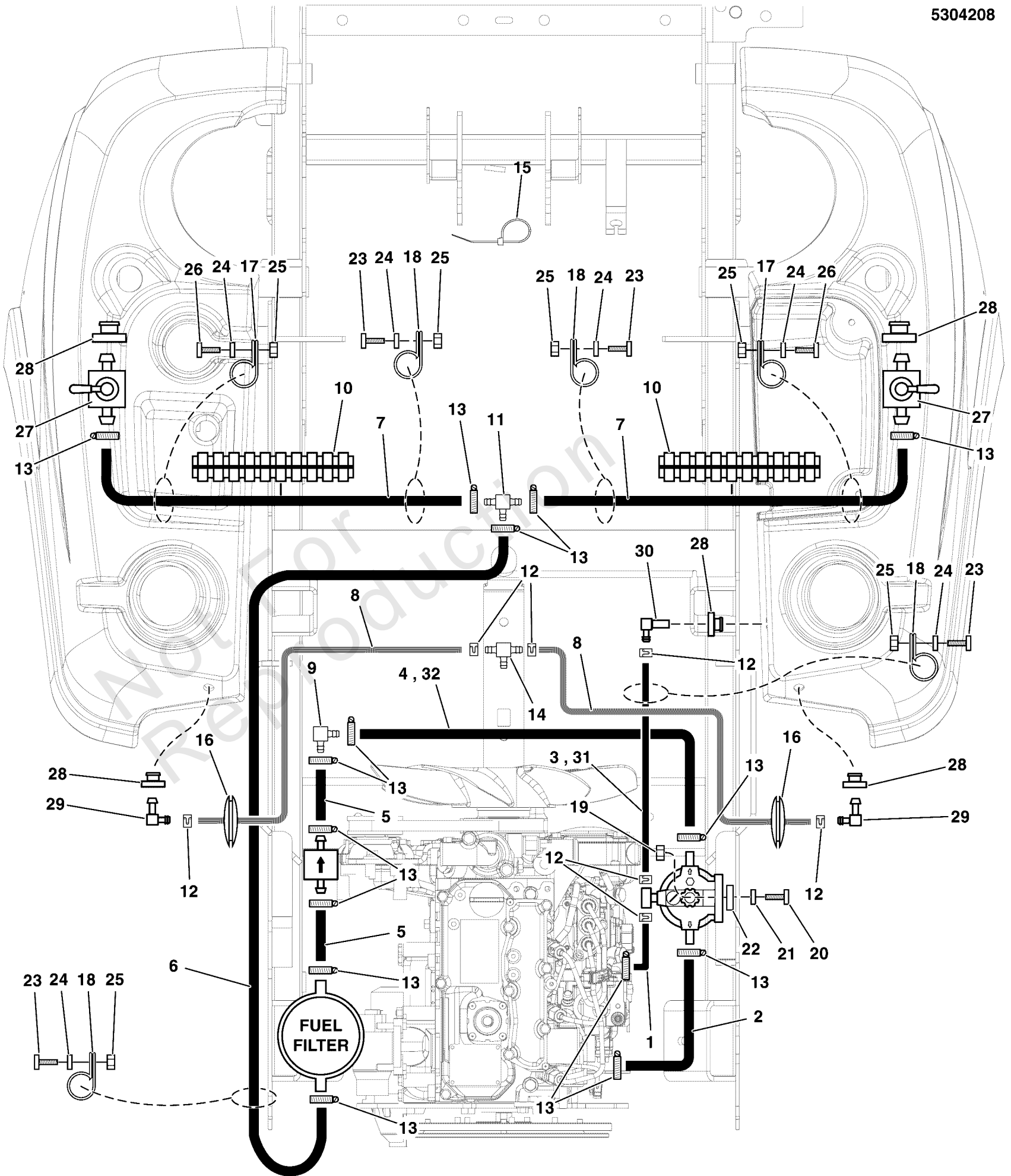
REF NO	PART NO	QTY	DESCRIPTION
1	5101555X8	1	3 BOND ADHESIVE -(977770-1207F)
2	5101555X1	1	ASSY, FUEL FILTER -(129053-55621)
3	5101555X12	1	FAN BLADE -(119717-44740)
4	5101555X13	1	WATER SENSOR SWITCH -(121250-44901)
5	5101555X14	1	OIL SENDER SWITCH -(114250-39450)
6	5101555X17	1	STRAINER, FUEL OIL, IN-LINE / STRAIGHT ON TOP, 90 ON BOTTOM -(129052-55630)(S/N: 4001746421 and below)
6	5103874X19	1	STRAINER, FUEL OIL, IN-LINE -(119741-55700)(S/N: 4001746422 and above)
7	5101555X19	1	ELEMENT, FUEL FILTER -(119810-55650)
8	5101555X20	1	CUP, FUEL FILTER -(129107-55510)
9	5101555X21	1	RETAINING RING -(110250-55610)
10	5101555X5	1	BELT -(25132-003500)
11	5101555X6	1	THERMOSTAT / WITH GASKET -(119717-49800)
12	5101555X9	1	STOP SOLENOID - FUEL SOLENOID -(119653-77950)
13	5101985X20	1	PUMP ASSY, FUEL FEED -(119225-52102)
14	5102150X1	1	OIL FILTER, 24HP YANMAR 3TNM72-AMW - NET -(119305-35151)
15	5102150X12	1	WATER PUMP ASSY. -(119025-42000)
16	5103874X4	1	ALTERNATOR/GENERATOR -(119751-77200)
17	5103874X7	1	HEAD GASKET SET -(119C10-01330)
18	5102150X11	1	GASKET, WATER PUMP -(119515-42020)
19	5103874X12	1	GASKET, WATER PUMP -(119025-42030)
20	5103874X16	1	GLOW PLUG -(119717-77801)
21	5103874X3	1	STARTER -(119515-77010)
22	5103874X18	1	OIL PAN W/ DRAIN PLUG -(119025-01760)

Fuel Supply Hose & Tank Replacement Parts Group

Note: Unless noted otherwise, use the standard torque specifications

Mfg. No: 5901929

5304208



Fuel Supply Hose & Tank Replacement Parts Group

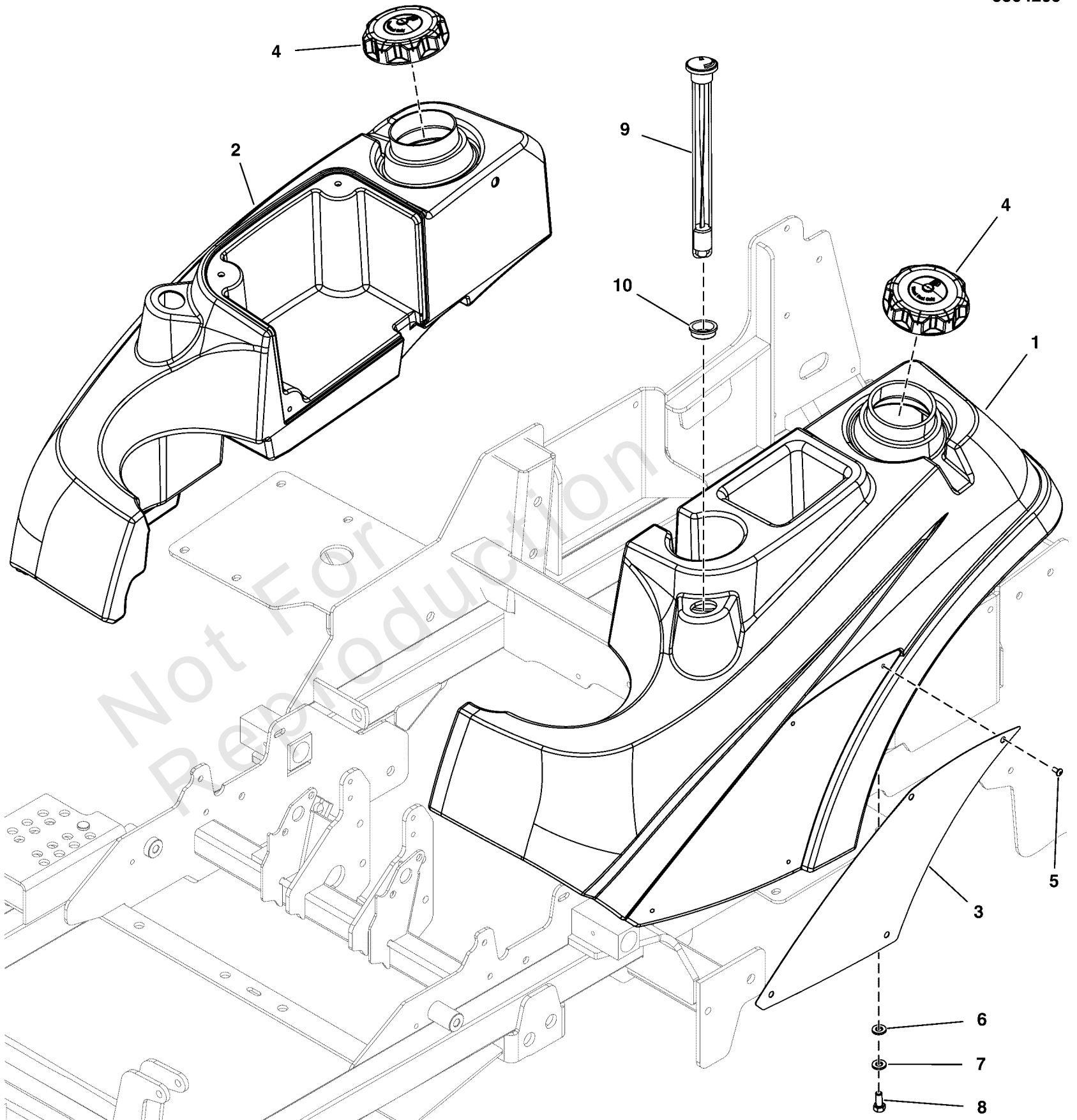
REF NO	PART NO	QTY	DESCRIPTION
1	5050831X22P5	1	HOSE, 1/4" FUEL, 22.50"
2	5102045X21	1	FUEL HOSE, 5/16 ID X 21.00
3	5050831X57P5	1	HOSE, 1/4" FUEL, 57.50" -(S/N: 2017528586 & Below)
4	5102045X32	1	FUEL LINE, 5/16 ID X 32.00 IN -(S/N: 2017528586 & Below)
5	5102045X2	2	FUEL LINE, 5/16 ID X 2.00 IN
6	5102045X40	1	FUEL HOSE, 5/16 ID X 40"
7	5102045X25P5	2	FUEL HOSE, 5/16 ID X 25.50
8	5050831X19	2	HOSE, 1/4" FUEL, 19.00"
9	5102044	1	FITTING, 5/16 X 5/16, 90 ELBOW DAPCO.
10	5050861X23P5	2	WIRE LOOM, 5/8 ID X 23.5"
11	5102041	1	FITTING, TEE, 5/16 HOSE
12	93807	7	CLAMP, HOSE, EXTERNAL, 1/2 - RED
13	5022922	15	CLAMP, #4 HOSE, STAINLESS
14	5100876	1	1/4 BARBED TEE
15	5021029	3	TIE, SELF-LOCKING, 12"
16	5102542	2	GROMMET, 5/8 ID X 1/8 MATERIAL
17	5021500	2	CLAMP, VINYL INSULATED, 1.00
18	5101932	4	CLAMP, VINYL INSULATED, .625
19	5025392	1	NUT, 5/16-18 HEX NYLOCK FLANGE
20	5025011X30	1	BOLT, 5/16-18 X 3-3/4 GD5 CZ
21	5025155	1	WASHER, 5/16" SAE
22	5102581	1	SPACER, .33 X .63 X .50, CZ
23	5025010X6	5	BOLT, 1/4-20 X 3/4 GD5 CZ
24	5025154	7	WASHER, 1/4 SAE
25	5025391	7	NUT, 1/4-20 HEX NYLOCK FLANGE
26	-----	2	HHCS, 1/4-20 X 0.625, GR5, ZINC/CLEAR
27	5104721	2	FITTING, 5/16 FUEL SHUT-OFF -(SV)
28	1726400	5	BUSHING-FUEL TANK RED RUBBER -(SV)
29	5100959	2	FITTING, DAPCO, 3/8" 90 ELBOW DAPCO -(SV)
30	5102043	1	FITTING, 5/16 X .40, 90 ELBOW DAPCO -(SV)
31	5050831X60	1	HOSE, 1/4" FUEL, 60" -(S/N: 2017528587 & Above)
32	5102045X34	1	FUEL LINE, 5/16 ID X 34.00 IN -(S/N: 2017528587 & Above)

Fuel Tank & Mount Group

Note: Unless noted otherwise, use the standard torque specifications

Mfg. No: 5901929

5304209



Fuel Tank & Mount Group

REF NO	PART NO	QTY	DESCRIPTION
1	5104665	1	TANK, FUEL, LH, IS2600
2	5104666	1	TANK, FUEL, RH, IS2600
3	5401095B	2	BADGE, IS2000 - IS3000 - RED
4	5104414	2	FUEL CAP, 3.5", NON VENTED, DIESEL (GRN)
5	5025386	8	SCREW, #10-24 X 3/8 ALLEN BHBZ
6	5025292	8	WASHER, 5/16 F436 FLAT
7	5025170	8	WASHER, 5/16 LOCK CZ
8	5025011X6	8	BOLT, 5/16-18 X 3/4 GD5
9	5022917	2	GAUGE, FUEL, 12
10	5022917X1	2	GROMMET, FUEL GAUGE

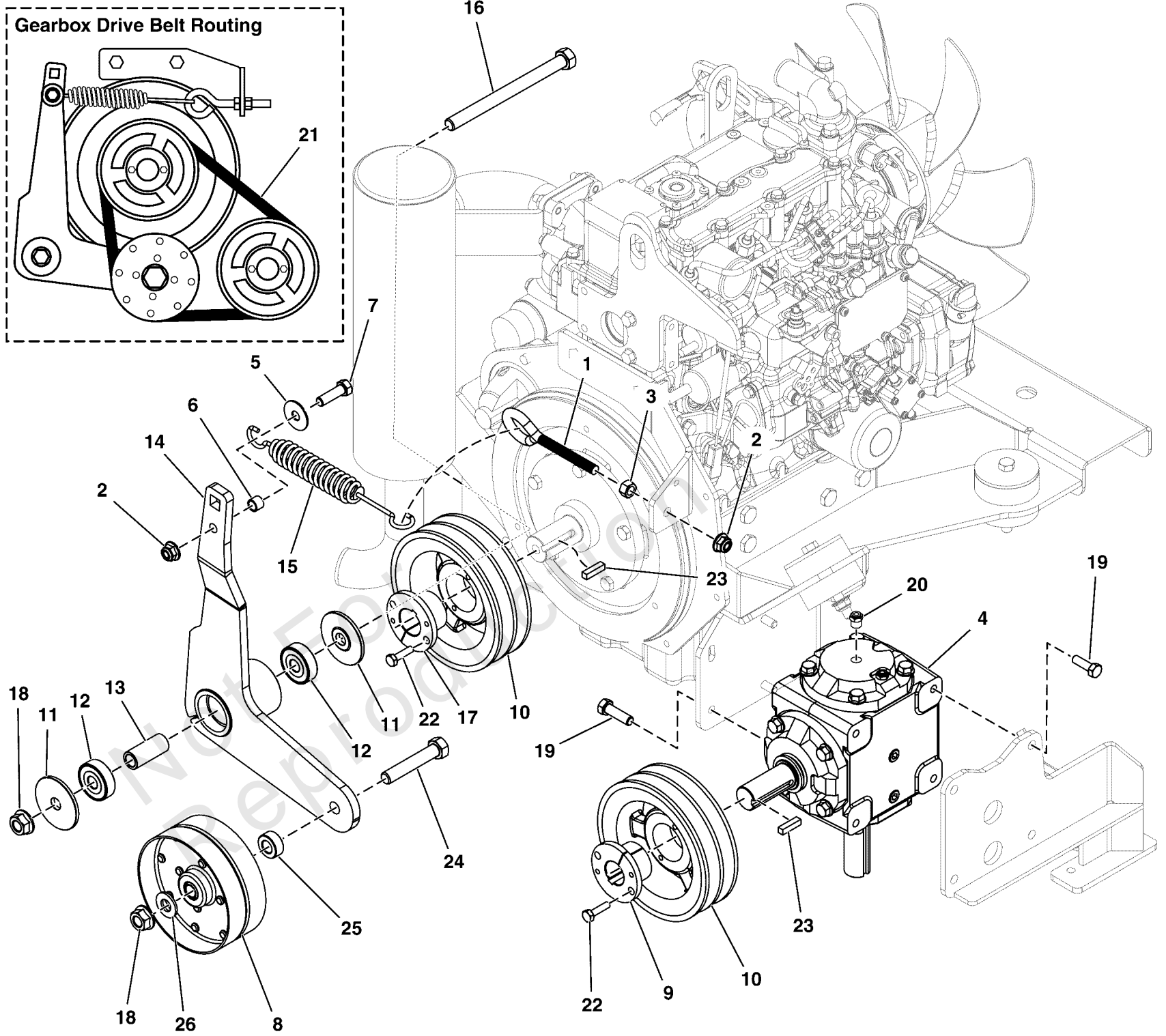
Not For Reproduction

Gearbox Drive Group - S/N: 2017528587 & Above

Note: Unless noted otherwise, use the standard torque specifications

Mfg. No: 5901929

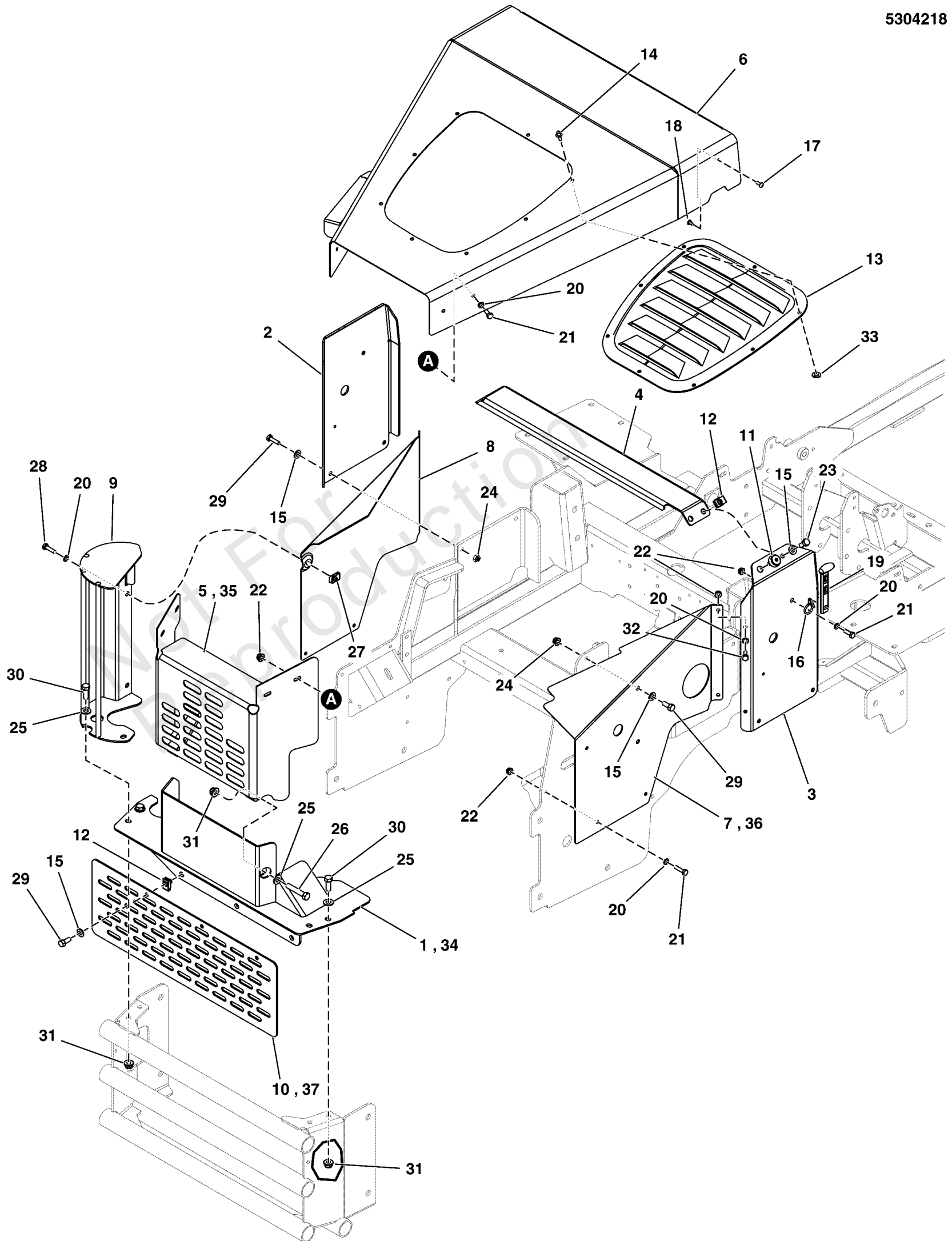
5304210GB



Gearbox Drive Group - S/N: 2017528587 & Above

REF NO	PART NO	QTY	DESCRIPTION
1	5025441	1	EYE BOLT,3/8-16X4.13,2.33THRD,.75EYE,CZ
2	5025394	2	NUT, 3/8-16 HEX NYLOCK FLANGE
3	5025128	1	NUT, 3/8-16 HEX SERRATED FLANGE
4	5105359	1	GEAR BOX, RIGHT ANGLE, MODEL 215 SPECIAL
5	5025165	1	WASHER-3/8 FENDER
6	5101448	1	SPACER, .38 X .50 X .38, CZ
7	5025013X10	1	BOLT, 3/8-16 X 1-1/4" GD5 CZ
8	5104625	1	PULLEY, FLAT IDLER, 5"OD X 2" W X .5 ID
9	5020819	1	BUSHING, TAPERED HUB
10	5102067	2	PULLEY, DOUBLE, DH4600, 5.95 OD TAPERED
11	5104379	2	SPACER, IDLER ARM, 1/2 X 2.25
12	5104383	2	BEARING, 6203-1/2", SEALED
13	5104381	1	SPACER, .510 X .750 X 1.749, CZ
14	5414009AAFS	1	ARM, Idler
15	5022847	1	SPRING-EXT, 1.04 ODX6.935LGX.148WR, BLK
16	5025017X36	1	BOLT, 1/2-13 X 4-1/2 GD5 CZ
17	5101646	1	TAPER LOCK BUSHING, HQ-1-1/8"
18	5025396	2	NUT, Hex Flange, Nylock, 1/2-13
19	5025443SM	8	BOLT - 3/8-16 X 3/4
20	5104533X1	1	PRESSURE RELIEF VALVE, #410696 -(SV)
21	5105422	1	BELT, B-SEC, DOUBLE, BANDED, 41.75" EL
22	5025010X8	4	BOLT, 1/4-20 X 1" GD5 CZ
23	5050407X10	2	KEY, 1/4 SQ X 1-1/4
24	5025017X22	1	BOLT, 1/2-13 X 2-3/4 GD5 CZ
25	5045023	1	SPACER, .52 X 1.00 X .44, CZ
26	5025158	1	WASHER, 1/2 SAE

5304218



Hood & Shields Group

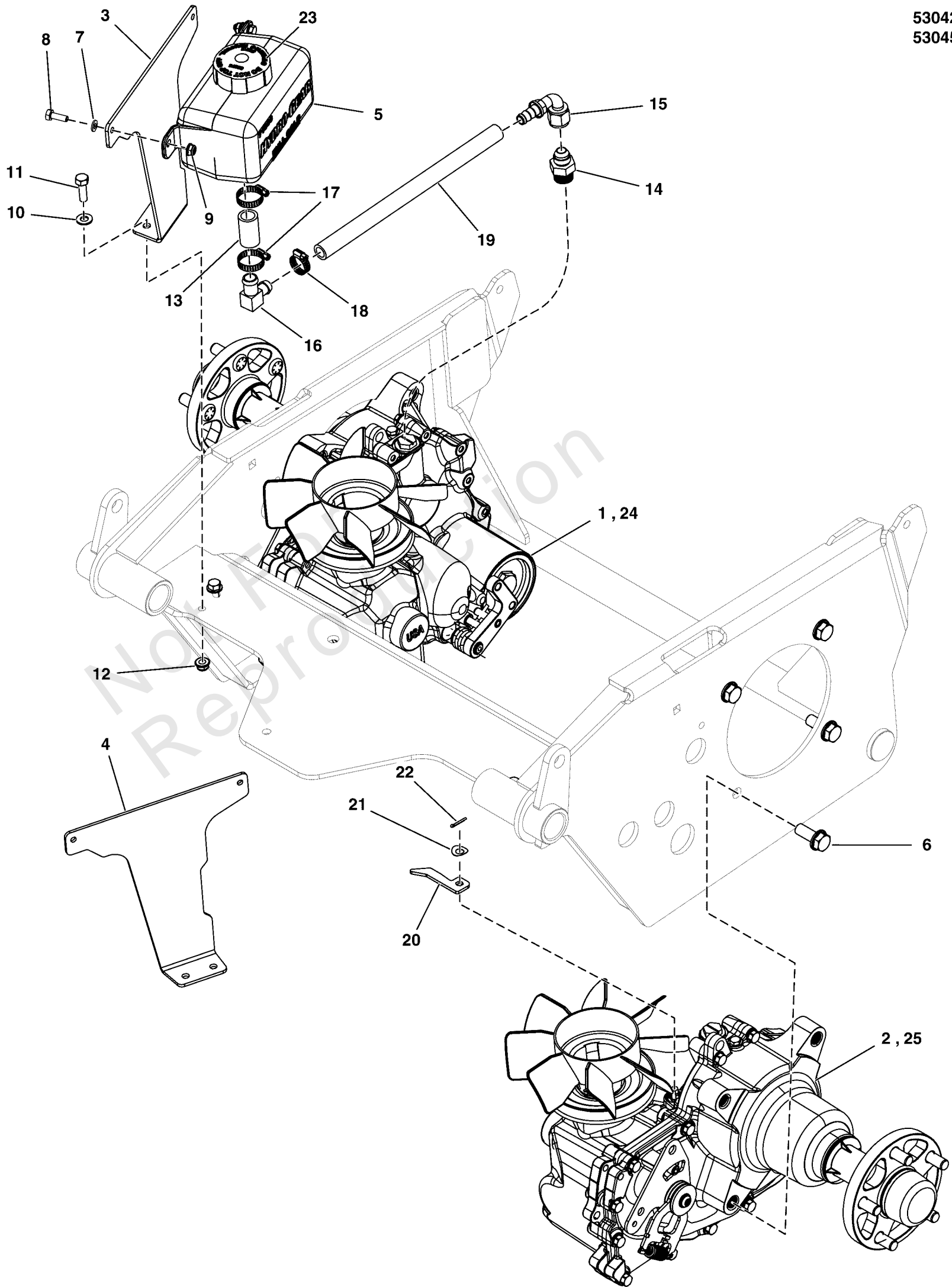
REF NO	PART NO	QTY	DESCRIPTION
1	5414153B	1	WELD, HINGE MOUNT - RED -(S/N: 2017528586 & Below)
2	5413907B	1	PLATE, LH HOOD SUPPORT, IS2600 - RED
3	5413908B	1	PLATE, RH HOOD SUPPORT, IS2600 - RED
4	5413906B	1	PLATE, CENTER HOOD SUPPORT, IS2600 - RED
5	5413958B	1	WELD, ENGINE COVER, REAR - RED -(S/N: 2017528586 & Below)
6	5413939B	1	WELD, HOOD, IS2600Z - RED
7	5414018B	1	COVER, ENGINE SIDE, RH - RED -(S/N: 2017528586 & Below)
8	5414017B	1	COVER, ENGINE SIDE, LH - RED
9	5414476B	1	WELD, MUFFLER GUARD, IS2600Z
10	5414463B	1	GUARD, REAR BELT -(S/N: 2017528586 & Below)
11	197546	2	MNT, VBRTN, RBBR
12	5022308	7	BODY CLIP, 5/16-18-7GA MATERIAL
13	5101768	1	SCOOP, HOOD, OUTFRONT MOWER
14	5025622	8	POP RIVET, 3/16" X .575"(.251-.375GP)BLK
15	5025155	13	WASHER, 5/16" SAE
16	1723168	2	HOOK-.125DIA WIRE GR CAT STRAP YELLOW
17	1726044	2	BINDING POST #8-32X.500 INT THR BLK
18	2860707	2	SCREW-HEX SERR FLNG LK # 8-32X0.375 YEL
19	2171600	2	STRAP, HOOD, BLACK RUBBER
20	5025154	13	WASHER, 1/4 SAE
21	5025010X6	7	BOLT, 1/4-20 X 3/4 GD5 CZ
22	5025391	11	NUT, 1/4-20 HEX NYLOCK FLANGE
23	5025011X8	4	BOLT, 5/16-18 X 1 GD5 CZ
24	5025392	6	NUT, 5/16-18 HEX NYLOCK FLANGE
25	5025156	7	WASHER, 3/8 SAE
26	5025013X16	2	BOLT, 3/8-16 X 2, GD5, CZ
27	5022665	2	BODY CLIP, 1/4-20 X 1/2 DEEP
28	5025010X8	2	BOLT, 1/4-20 X 1" GD5 CZ
29	5025011X6	9	BOLT, 5/16-18 X 3/4 GD5
30	5025013X8	5	BOLT, 3/8-16 X 1" GD5 CZ
31	5025394	7	NUT, 3/8-16 HEX NYLOCK FLANGE
32	-----	4	HHCS, 1/4-20 X 0.625, GR5, ZINC/CLEAR
33	5023499	8	WASHER, #10 SAE
34	5416408B	1	WELD, HINGE MOUNT - RED -(S/N: 2017528587 & Above)
35	5416434B	1	WELD, ENGINECOVER, REAR - RED -(S/N: 2017528587 & Above)
36	5416422B	1	COVER, ENGINE SIDE, RH - RED -(S/N: 2017528587 & Above)
37	5416438B	1	PLATE, GUARD, BUMPER - IS2600Z - RED -(S/N: 2017528587 & Above)

Hydraulic Group

Note: Unless noted otherwise, use the standard torque specifications

Mfg. No: 5901929

5304213
5304522



Hydraulic Group

REF NO	PART NO	QTY	DESCRIPTION
1	84008006	1	TRANSAXLE -(Right side)(61" Models Only)
2	84007999	1	TRANSAXLE -(Left side)(61" Models Only)
3	5414173A	1	MOUNT, HYDRO RES, RH - BLK
4	5414174A	1	MOUNT, HYDRO RES, LH - BLK
5	5101998	2	HYDRO TANK, HYDRO-GEAR 71938, 1 LITER -(Tank and Cap)
6	5025535	8	BOLT, 1/2-13 X 1-1/4, SF, PLT W/PATCH
7	5025154	4	WASHER, 1/4 SAE
8	5025010X6	4	BOLT, 1/4-20 X 3/4 GD5 CZ
9	5025391	4	NUT, 1/4-20 HEX NYLOCK FLANGE
10	5025155	4	WASHER, 5/16" SAE
11	5025011X8	4	BOLT, 5/16-18 X 1 GD5 CZ
12	5025392	4	NUT, 5/16-18 HEX NYLOCK FLANGE
13	5050933X1P75	2	HOSE, 5/8, PUSH-LOCK, 1.75"
14	5022634	2	FITTING, #10 O-RING X #8 JIC, STR
15	5022603	2	FITTING 90 DEG JIC TO HOSE #8
16	7073238	2	(C) FITTING, DAPCO 1/2
17	5021164	4	CLAMP, #10 HOSE, STAINLESS
18	5021392	2	CLAMP, #6 HOSE, STAINLESS
19	5050857X18	2	HOSE, 1/2" PUSH-ON, 18.00"
20	5104436	2	ARM, TRANSAXLE RELEASE, ZT4400
21	5023202	2	WASHER,WAVE,M10
22	80002736	2	PIN, 3/32 X 0.750, COT, ZINC/CLEAR
23	5100778X1	2	RESERVIOR CAP -(SV)(Cap Only)
24	84008007	1	TRANSAXLE -(Right side)(52" Models Only)
25	84008000	1	TRANSAXLE -(Left side)(52" Models Only)

Instrument Control Panel Group

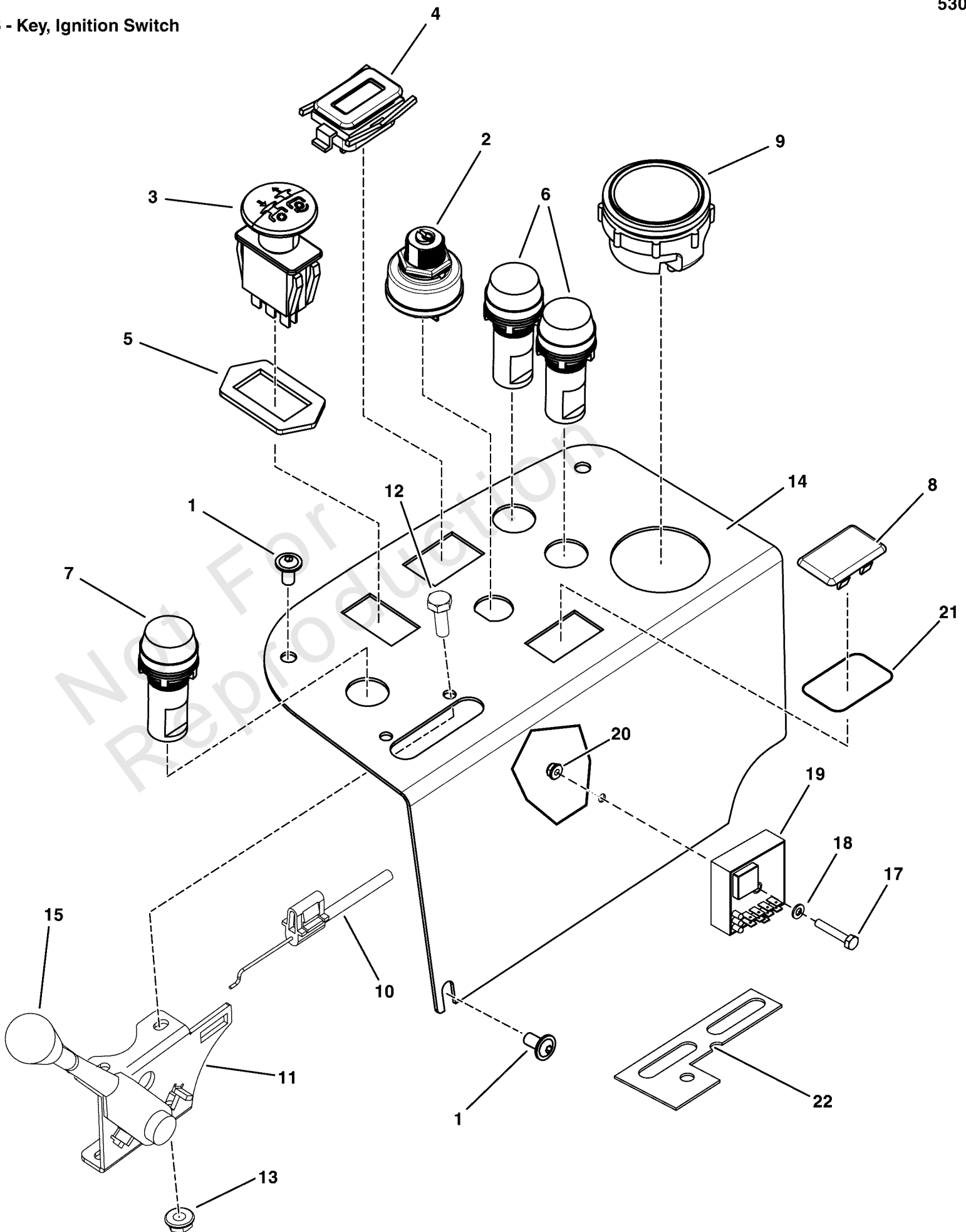
Note: Unless noted otherwise, use the standard torque specifications

Mfg. No: 5901929

Key Switch Replacement Parts

5304223
5304457

16 - Key, Ignition Switch



Instrument Control Panel Group

REF NO	PART NO	QTY	DESCRIPTION
1	5025299X4	3	SCREW, ALLEN HEAD 1/4-20X.500 ZINC PHOS
2	5102962	1	IGNITION SWITCH, SEALED, 3 POS
3	1722887	1	SWITCH-PTO PUSH
4	-----	1	HOUR METER -(Refer to Note: *)
5	5022222	1	RING, SWITCH RETAINER
6	5023452	2	LIGHT, WARNING, 22MM RED
7	5023451	1	LIGHT, GLOW PLUG, 22MM AMBER
8	1709188	1	PLUG, .820X1.44 HOLE, BLACK PLASTIC
9	5023393	1	GAUGE, WATER TEMPERATURE
10	5104606	1	CABLE, THROTTLE, 70"
11	5104714	1	LEVER, THROTTLE, HEAVY DUTY, IS2600
12	5025179X6	2	SCREW, #10-24 X 3/4" ROUND PHILLIPS
13	5025271	2	NUT, Hex, Nylon Lock, #10-24
14	5414193A	1	PANEL, CONTROL, IS2600Z - BLK
15	5046360X1	1	THROTTLE CONTROL HANDLE/KNOB -(SV)
16	5102962X1	1	KEY SET, Ignition Switch, 3 position (SV) -(SV)
17	5025010X12	1	BOLT, 1/4-20 X 1-1/2 GD5 CZ
18	5025154	1	WASHER, 1/4 SAE
19	5103922	1	MODULE,DCK SHUT OFF W/DELY,175/2500/5100
20	5025391	1	NUT, 1/4-20 Hex Nylock Flange
21	5022269	1	O-RING, 7/8" ID X 1/16" W
22	-----	1	PLATE, Throttle Stop -(CE Models Only)

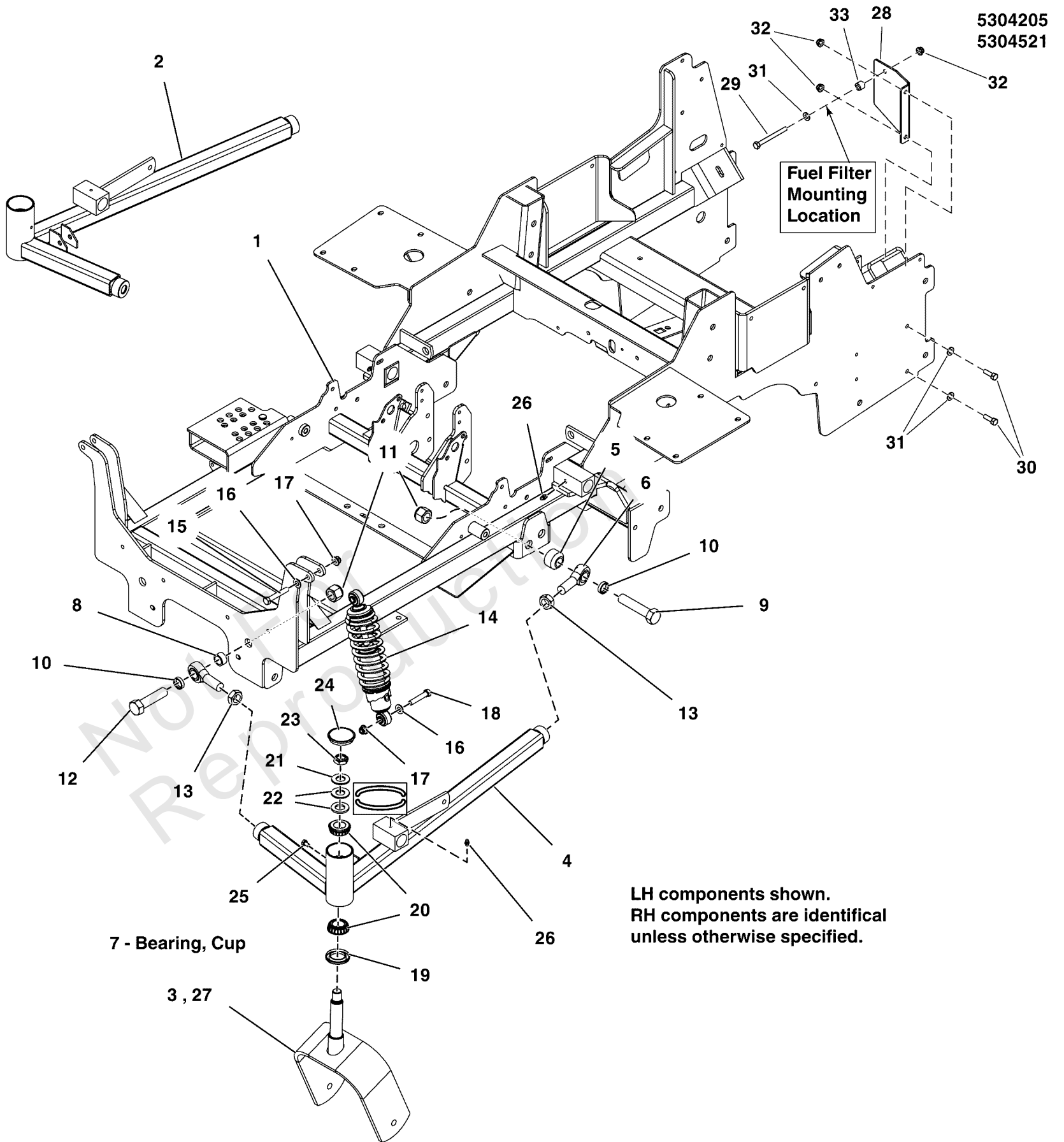
Footnotes:

Note: *When replacing this hour meter, please call our service department at 1-800-933-6175 ext. 709.

Main Frame & Front Suspension

Note: Unless noted otherwise, use the standard torque specifications

Mfg. No: 5901929



Main Frame & Front Suspension

REF NO	PART NO	QTY	DESCRIPTION
1	-----	1	FRAME -(Refer to Note: *)
2	5414712B	1	WELD, FRONT A-ARM, RH, IS2600Z - RED
3	5411934B	2	WELD, CASTER YOKE - RED -(61" Models)
4	5414711B	1	WELD, FRONT A-ARM, LH, IS2600Z - RED
5	5046093	2	SPACER, .75 X 1.50 X 1.00, CZ
6	5022039	4	BALL JOINT, 3/4-16, MALE
7	5020883	1	BEARING CUP -(SV)
8	5046092	2	SPACER, .76 X 1.00 X .50, CZ
9	5025265X28	2	BOLT, 3/4-16 X 3-1/2 GD8 CZ
10	5047461	4	SPACER, .76 X 1.00 X .25
11	5025284	4	NUT, 3/4-16 HEX NYLON LOCK
12	5025265X24	2	BOLT-3/4-16 X 3 GD8 CZ
13	5025093	4	NUT, 3/4-16 HEX JAM
14	5104052	2	SHOCK / SPRING ASSEMBLY, OE22375
15	5025013X18	2	BOLT, 3/8-16 X 2-1/4" GD5 CZ
16	5025156	4	WASHER, 3/8 SAE
17	5025394	4	NUT, 3/8-16 HEX NYLOCK FLANGE
18	5025013X16	2	BOLT, 3/8-16 X 2, GD5, CZ
19	5021072	2	SEAL, GREASE
20	5020884	4	BEARING, TAPERED ROLLER, 1
21	5025160	2	WASHER, 3/4 SAE
22	5025449	4	WASHER, BELLEVILLE - 1.500 X .755
23	5025448	2	NUT, 3/4-16, HEX JAM NYLON LOCK
24	5109845	2	CAP, GREASE, LOW PROFILE
25	5025457	2	BOLT, 1/4-28 X 1/2, GD5 CZ
26	5020095	4	GREASE FITTING, 1/4-28 STRAIGHT
27	5402208B	2	WELD, CASTER YOKE - RED -(52" Models S/N: 4000795111 and below)
27	5419196B	3	WELD, CASTER YOKE - RED -(52" Models S/N: 4000795112 and above)
28	5420035AA	1	PLATE, FUEL FILTER TAB - BLK -(S/N: 4001746422 and above)
29	5025011X26	1	BOLT, 5/16-18 X 3-1/4 GD5 -(S/N: 4001746422 and above)
30	5025011X8	2	BOLT, 5/16-18 X 1" GRD5 YZ -(S/N: 4001746422 and above)
31	5025155	3	WASHER, 5/16" SAE -(S/N: 4001746422 and above)
32	5025392	3	NUT, 5/16-18 HEX NYLOCK FLANGE NUT -(S/N: 4001746422 and above)
33	5102581	1	SPACER, .33 X .63 X .50, CZ -(S/N: 4001746422 and above)

Footnotes:

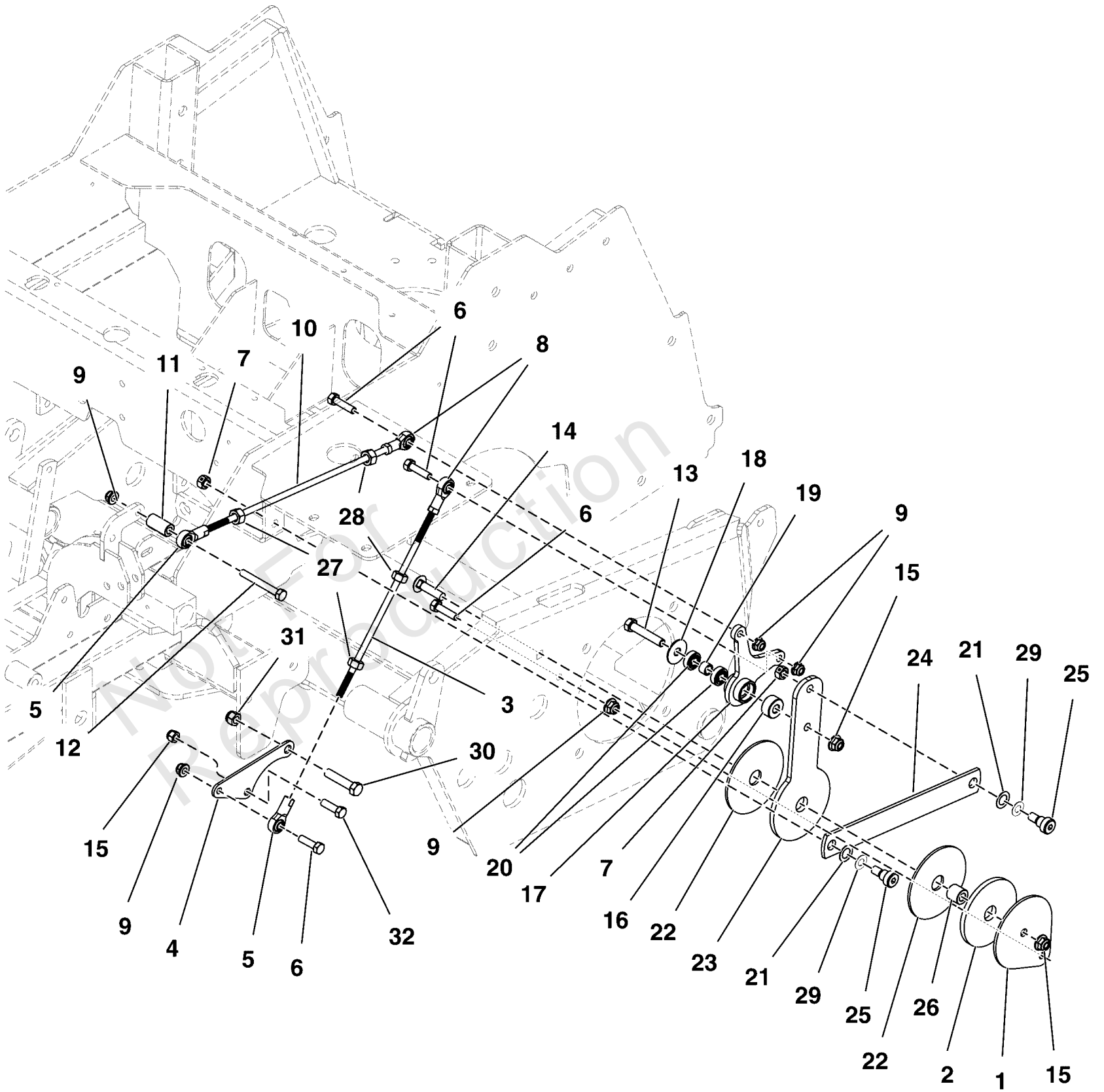
Note: *If replacing contact the Service Department at 1-800-933-6175.

Motion Control Group - Control System S/N: 4002340028 and Below

Note: Unless noted otherwise, use the standard torque specifications

Mfg. No: 5901929

5304212L



Motion Control Group - Control System S/N: 4002340028 and Below

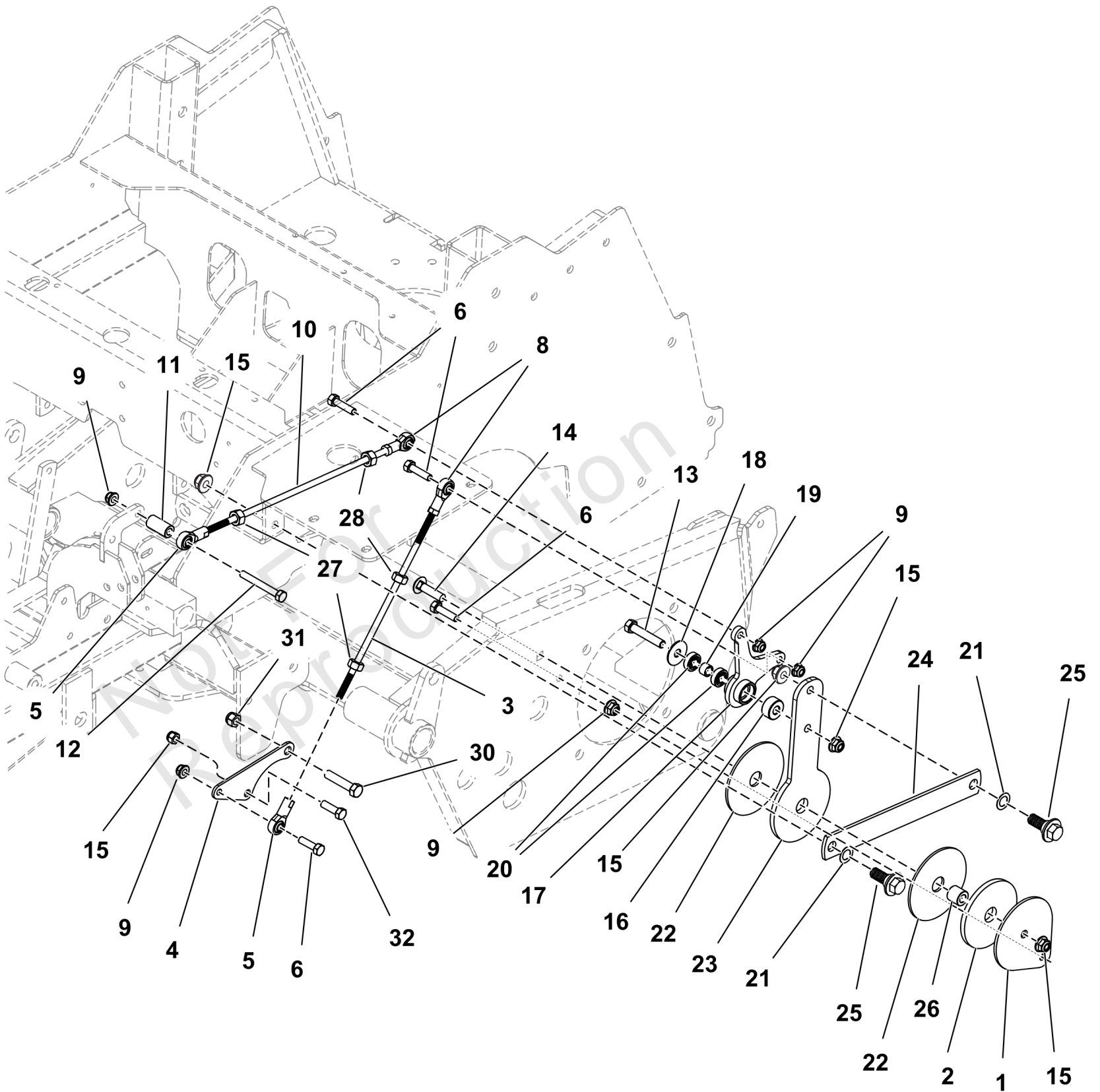
REF NO	PART NO	QTY	DESCRIPTION
1	5410271A	2	PLATE, CONTROL SYSTEM LOCK - BLK
2	5103704	2	PAD, .77 X 3.50 X .25, POLYURETHANE
3	5104053	2	ROD, 5/16-24 RH & LH, 8.75" CZ
4	5411301A	2	PLATE, CONTROL MOUNT - BLK
5	5104493	4	BALL JOINT 5/16-24 RH FEMALE BRONZE RACE
6	5025055X10	10	BOLT, 5/16-18 X 1-1/4 GD5 TFL, CZ
7	5025100	4	NUT, Hex, Side Lock, 3/8-16
8	5104494	4	BALL JOINT 5/16-24 LH FEMALE BRONZE RACE
9	5025392	6	NUT, 5/16-18 HEX NYLOCK FLANGE NUT
10	5104703	2	ROD, HYDR LINKAGE, 18.00
11	5102599	2	SPACER, .38 X .75 X 1.25, PM, CZ
12	5025011X20	2	BOLT, 5/16-18 X 2-1/2" GD5 YZ
13	5025013X20	2	BOLT, 3/8-16 X 2-1/2" GD5 CZ
14	5025146X12	2	BOLT, 3/8-16 X 1-1/2, CARRIAGE, GD5, CZ
15	5025394	6	NUT, 3/8 - 16 HEX NYLOCK FLANGE
16	5046860	2	SPACER, .39 X 1.00 X .50, PM, CZ
17	5103718	2	PIVOT, CONTROL SYSTEM, S125XT
18	5025165	2	WASHER, 3/8" Fender
19	5103676	2	SPACER, .39 X .55 X .38, PM, CZ
20	5102003	4	BEARING, .375" ID X .875" OD X .341" THK
21	5103784	4	WAVE WASHER, 1/2"ID X .087"OD X .01 THK.
22	5103672	4	PAD, CONTROL SYSTEM
23	5410268	2	PLATE, CONTROL SYSTEM ARM - HT
24	5411375AYP	2	LINK, Control
25	5025356	4	BOLT, 3/8-16 X 3/8", 1/2" SHOULDER
26	5103705	2	SPACER, .39 X .75 X .69, PM, CZ
27	5025033	4	NUT, Hex, 5/16-24
28	5023212	4	NUT, 5/16-24 HEX, LH
29	5025440	4	WASHER, 1/2" GD9 YZ
30	5025015X6	2	BOLT, 7/16-14 X 3/4, GD 5 YZ
31	5025044	2	NUT, 7/16-14 HEX TOP LOCK
32	5025013X8	4	BOLT, 3/8-16 X 1" GD5 CZ

Motion Control Group - Control System S/N: 4002340029 and Above

Note: Unless noted otherwise, use the standard torque specifications

Mfg. No: 5901929

5304212L



Motion Control Group - Control System S/N: 4002340029 and Above

REF NO	PART NO	QTY	DESCRIPTION
1	5410271AYP	2	PLATE, CTRL SYSTEM LK
2	5103704YP	2	PAD, .77 X 3.50 X .25
3	5104053YP	2	ROD, 5/16-24
4	5411301AYP	2	PLATE, CONTROL MOUNT
5	5104493YP	4	BALL JOINT 5/16-24 RH
6	5025055X10YP	10	BOLT, 5/16-18 X 1-1/4
8	5104494YP	4	BALL JOINT 5/16-24 LH
9	703115	6	NUT
10	5104703FS	2	ROD, Link
11	5102599YP	2	SPACER, .33X.63X1.25
12	703868	2	SCREW
13	84007037	2	BOLT
14	5025146X12YP	2	BOLT, 3/8-16 X 1-1/2
15	5025394SM	10	NUT, 3/8-16 HEX NYLOCK
16	5046860SM	2	SPACER
17	5103718YP	2	PIVOT, CONTROL SYSTEM
18	5025165SM	2	WASHER, 3/8" FENDER
19	5103676YP	2	SPACER, .39X.55X.38
20	5102003YP	4	BEARING, .375ID
21	5103784YP	4	WAVE WASHER
22	5103672YP	4	PAD, CONTROL SYSTEM
23	5410268YP	2	PLATE, CTRL SYST ARM
24	5411375AYP	2	LINK, Control
25	84010948	4	BOLT, Washer
26	5103705YP	2	SPACER, .39X.75X.69
27	5025033FS	4	NUT
28	5023212SM	4	NUT, 5/16-24 HEX, LH
30	5025015X6SM	2	BOLT, 7/16-14
31	5025044SM	2	NUT, 7/16-14 HEX
32	5025013X8SM	4	BOLT, 3/8-16 X 1" GD5

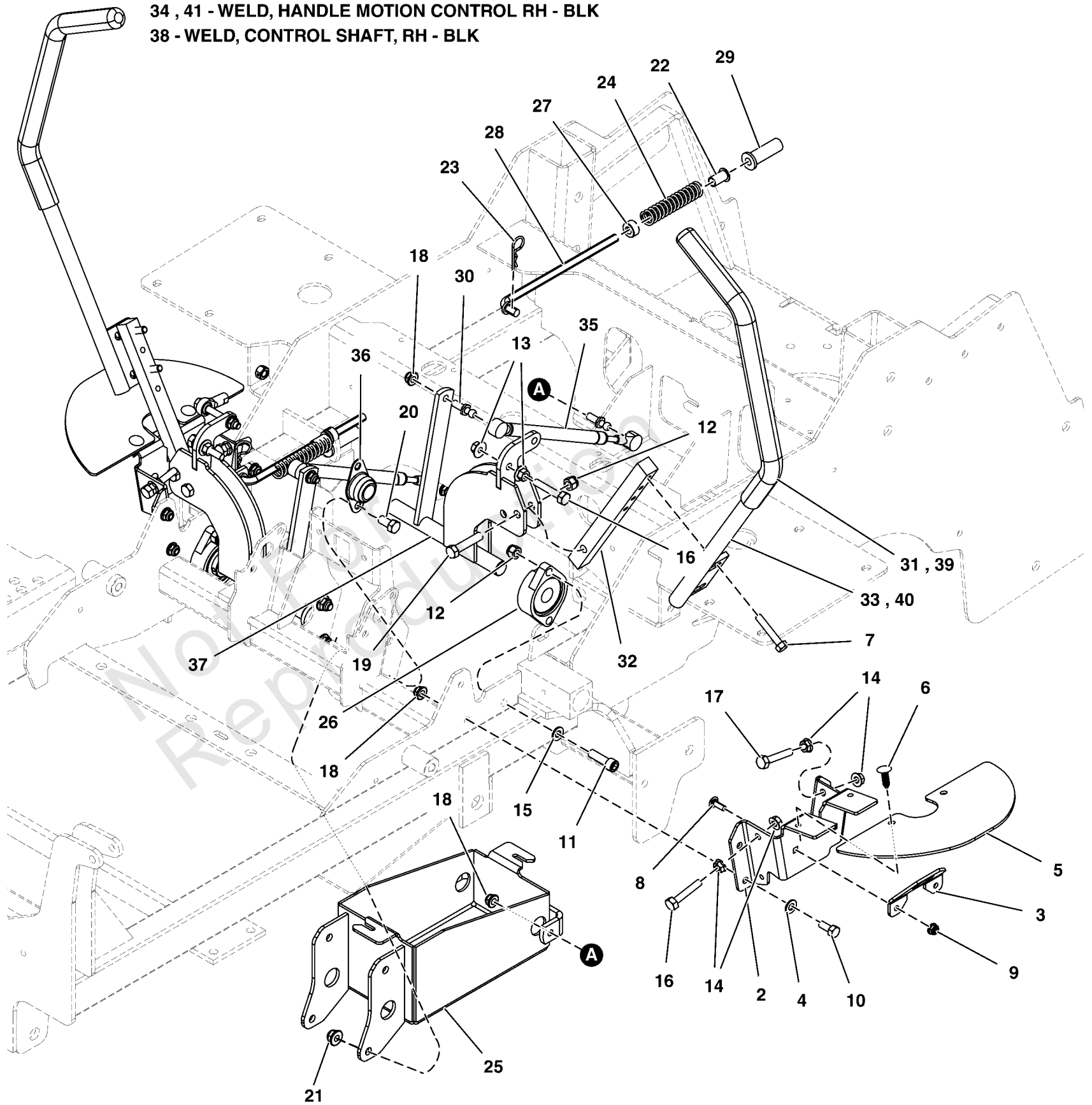
Motion Control Group - Handles & Dampeners

Note: Unless noted otherwise, use the standard torque specifications

Mfg. No: 5901929

5304212U

- 1 - PLATE, NEUTRAL LOCK, RH - BLK
- 34 , 41 - WELD, HANDLE MOTION CONTROL RH - BLK
- 38 - WELD, CONTROL SHAFT, RH - BLK



Motion Control Group - Handles & Dampeners

REF NO	PART NO	QTY	DESCRIPTION
1	5411451A	1	PLATE, NEUTRAL LOCK, RH - BLK
2	5411452A	1	PLATE, NEUTRAL LOCK, LH - BLK
3	5409984A	2	BRACKET, SWITCH MOUNT - BLK -(S/N: 2017954955 & Below)
4	5025155	12	WASHER, 5/16" SAE
5	5401248	2	GUARD, RUBBER MOTION CONTROLS
6	5025431	4	PUSH RIVET (TREE TYPE), BLACK
7	80003531	4	SCREW, 5/16-18x0.750, GR5, WHIZ-LOCK, ZC
8	80003579	4	BOLT, 1/4-20X.75,GR5,RH SH SQ NK,ZNC/CLR -(S/N: 2017954955 & Below)
9	5025391	4	NUT, 1/4-20 Hex Nylock Flange -(S/N: 2017954955 & Below)
10	5025011X6	6	BOLT, 5/16-18 X 3/4 GD5
11	5025327	4	BOLT, Allen Head, 3/8-16 x 1-1/4
12	5025096	8	NUT, 3/8-16 HEX NYLON LOCK
13	5025139	4	NUT, 5/16-18 HEX SERRATED FLANGE (LARGE)
14	5025127	8	NUT, 5/16-18 HEX SERRATED FLANGE (SMALL)
15	5025156	4	WASHER, 3/8 SAE
16	5025055X10	4	BOLT, 5/16-18 X 1-1/4 GD5 TFL, CZ
17	5025055X14	2	BOLT, 5/16-18 X 1-3/4 TFL, GD5 YZ
18	5025392	12	NUT, 5/16-18 HEX NYLOCK FLANGE NUT
19	5025013X14	4	BOLT, 3/8-16 X 1-3/4" GD5 CZ
20	5025013X8	4	BOLT, 3/8-16 X 1" GD5 CZ
21	5025394	4	NUT, 3/8 - 16 HEX NYLOCK FLANGE
22	5023260	2	BUSHING, FLANGE 3/8ID X 7/8 LONG
23	5025210	2	3/32 X 1-5/8 HAIR PIN CLIP
24	5022645	2	SPRING, REVERSE RETURN
25	5414116B	1	WELD, BATTERY BOX - RED
26	5021499	2	BEARING, FLANGE
27	5010546	2	COLLAR, 3/8" Set
28	5100947	2	ROD, NEUTRAL RETURN, CZ
29	5104375	2	FLANGED BUSHING, 3/8IDX.63ODX.8125FL
30	5101307	4	10MM BALL STUD, 5/16-18 X 3/4 THDS
31	5022068	2	GRIP, FOAM, 3/4" ID, 16" LONG -(S/N: 2017501539 & Below)
32	5047004A	2	MOUNT, CONTROL ARM - BLK
33	5400636A	1	WELD, HANDLE MOTION CONTROL LH - BLK -(S/N: 2017501539 & Below)
34	5400637A	1	WELD, HANDLE MOTION CONTROL RH - BLK -(S/N: 2017501539 & Below)
35	5100940	2	DAMPENER, CONTROL,#(P6709/P3610)
36	5021098	2	BEARING, BRONZE FLANGE, 3/4"
37	5411446A	1	WELD, CONTROL SHAFT, LH - BLK -(S/N: 2017954955 & Below)
37	5416663A	1	WELD, CONTROL SHAFT, LOCKOUT, LH - BLK -(S/N: 2017954956 & Above)
38	5411445A	1	WELD, CONTROL SHAFT, RH - BLK -(S/N: 2017954955 & Below)
38	5416664A	1	WELD, CONTROL SHAFT, LOCKOUT, RH - BLK -(S/N: 2017954956 & Above)
39	5104722	2	GRIP, FOAM, 1" ID, 16" LONG -(S/N: 2017501540 & Above)
40	5414431A	1	WELD, HANDLE MOTION CNTRL, 19.0, 1.0, LH - BLK -(S/N: 2017501540 & Above)

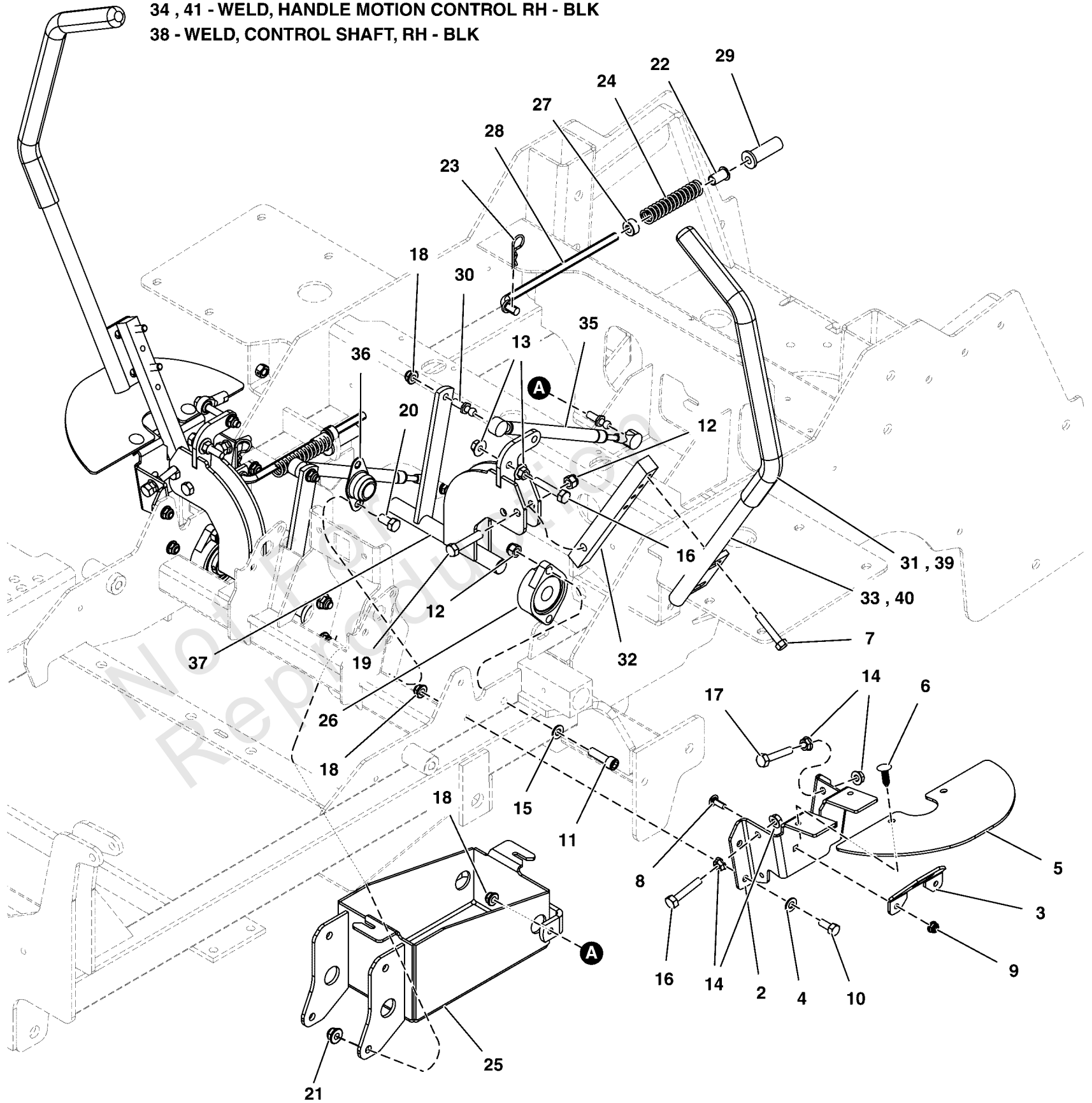
Motion Control Group - Handles & Dampeners

Note: Unless noted otherwise, use the standard torque specifications

Mfg. No: 5901929

5304212U

- 1 - PLATE, NEUTRAL LOCK, RH - BLK
- 34 , 41 - WELD, HANDLE MOTION CONTROL RH - BLK
- 38 - WELD, CONTROL SHAFT, RH - BLK



Motion Control Group - Handles & Dampeners

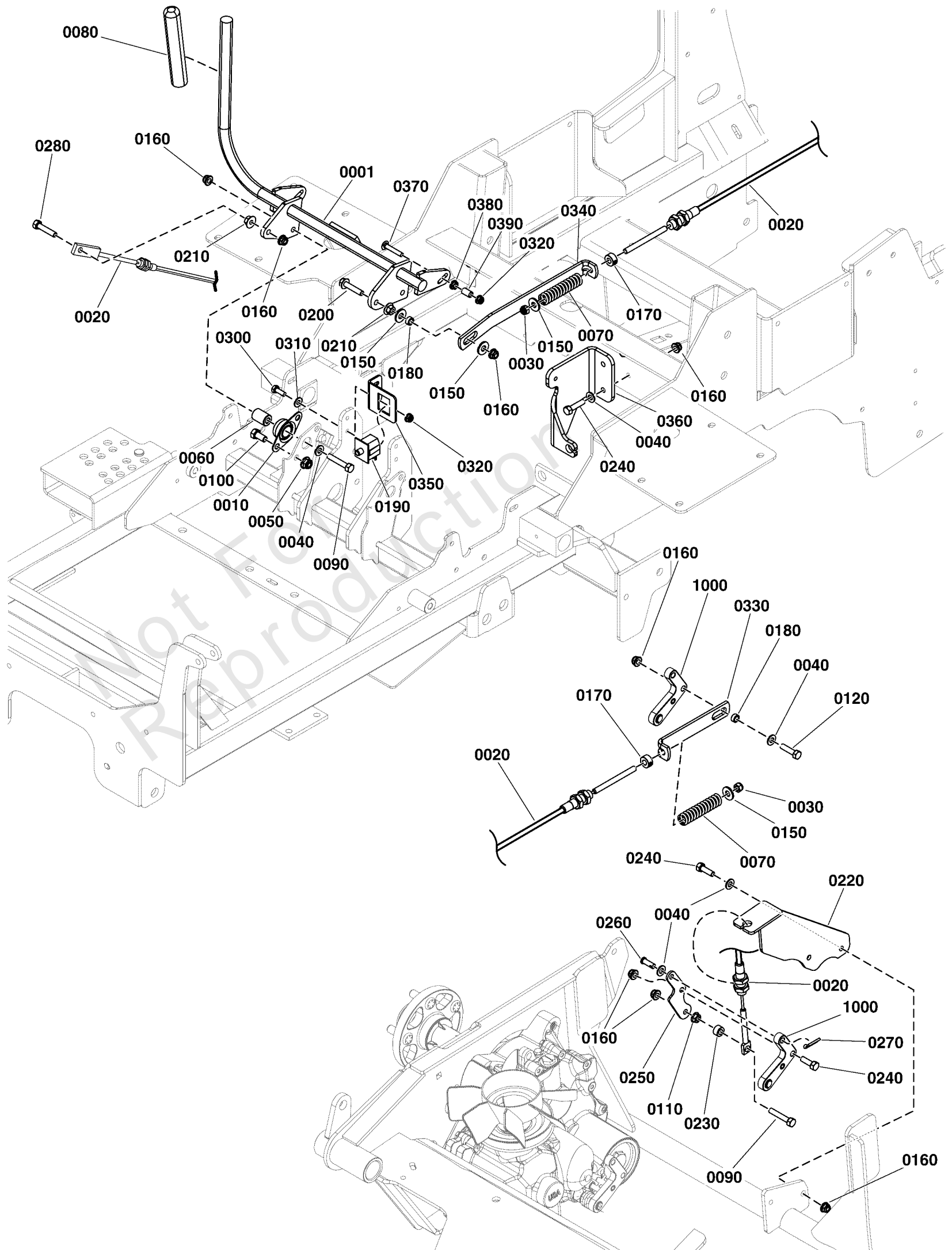
REF NO	PART NO	QTY	DESCRIPTION
41	5414432A	1	WELD, HANDLE MOTION CNTRL, 19.0, 1.0, RH - BLK -(S/N: 2017501540 & Above)

Not For Reproduction

Parking Brake Group S/N: 2017954956 & Above

Note: Unless noted otherwise, use the standard torque specifications

Mfg. No: 5901929



Parking Brake Group S/N: 2017954956 & Above

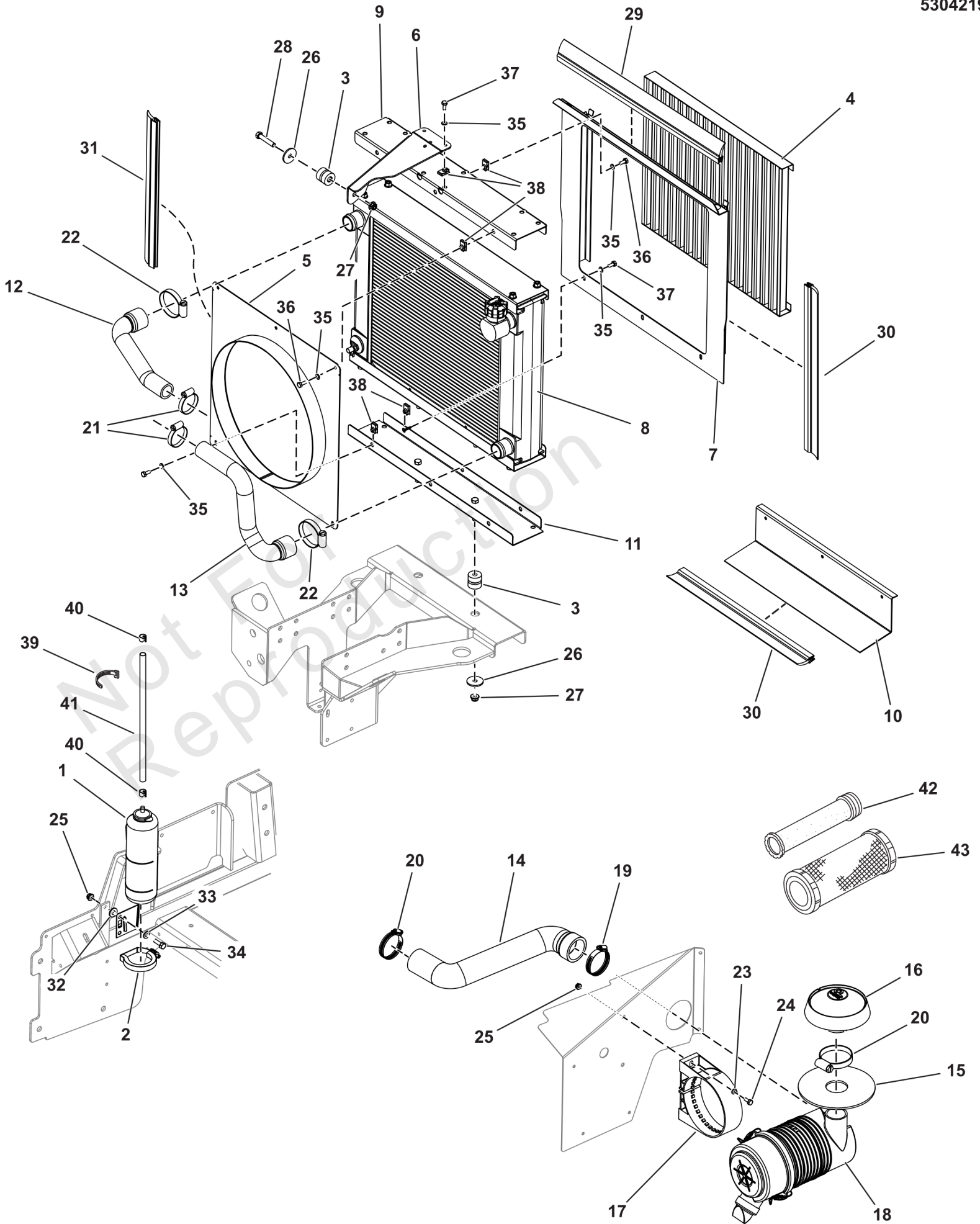
REF NO	PART NO	QTY	DESCRIPTION
0001	5416144A	1	WELD, BRAKE SHAFT, IS2600 - BLK
0010	5021098	2	BEARING, BRONZE FLANGE, 3/4"
0020	5104235	2	CABLE, PARKING BRAKE, 32"
0030	5025045	2	NUT, 5/16-24 HEX NYLON LOCK
0040	5025155	6	WASHER, 5/16" SAE -(Qty: 7 - S/N: 4000471743 and below)
0050	5025394	4	NUT, 3/8 - 16 HEX NYLOCK FLANGE
0060	5042134	2	SPACER, .32 X .75 X 1.06, PM
0070	5100385	2	SPRING, COMP. 1/2 ID X .140 WIRE X 3.25
0080	5101038	1	GRIP, FOAM, 3/4 ID X 6 X .187
0090	5025011X14	3	BOLT, 5/16-18 X 1-3/4" GD5 YZ
0100	5025013X6	4	BOLT, 3/8-16 X 3/4" GD5 CZ
0110	5025127	1	NUT, 5/16-18 HEX SERRATED FLANGE (SMALL)
0120	5025055X10	1	BOLT, 5/16-18 X 1-1/4 GD5 TFL, CZ
0150	5025337	4	WASHER, 5/16" USS
0160	5025392	9	NUT, 5/16-18 HEX NYLOCK FLANGE NUT -(Qty: 11 - S/N: 4000471743 and below)
0170	5020047	2	COLLAR, 5/16" Set
0180	5102463	2	SPACER, .33 X .50 X .25, PM, CZ
0190	5101280	1	SWITCH, PLUNGER, NO/NC SNAP-IN, LOW PROFILE
0200	5023157	1	BOLT, Flange Head, 5/16-18 x 1-1/2
0210	5025139	2	NUT, 5/16-18 HEX SERRATED FLANGE (LARGE)
0220	5413066AYP	1	BRACKET, Mounting
0230	5103767	1	SPACER, .33 X .63 X .36, PM, CZ
0240	5025011X8	3	BOLT, 5/16-18 X 1" GRD5 YZ -(Qty: 5 - S/N: 4000471743 and below)
0250	5413575A	1	PLATE, BRAKE ARM, IS2100 - BLK
0260	5025213X7	1	PIN, CLEVIS, 5/16 X 1, PLATED
0270	5025203X6	1	* PIN, COTTER, 1/8" X 3/4
0280	5025011X12	1	BOLT, 5/16-18 X 1-1/2" GD5 YZ
0300	5025010X6	2	BOLT, 1/4"-20 X 3/4" GD5 YZ
0310	5025154	2	WASHER, 1/4 SAE
0320	5025391	4	NUT, 1/4-20 Hex Nylock Flange
0330	5414393A	1	LINK, BRAKE LOCK, RH, IS2600Z - BLK
0340	5416443A	1	LINK, BRAKE, IS2600 - BLK
0350	5417356B	1	PLATE, BRAKE STOP - RED
0360	5414150B	1	MOUNT, BRAKE CABLE - RED -(S/N: 4000471743 and below)
0370	80003564	2	BOLT, 1/4-20 X 1.500, GR5, SQ, ZINC/CLEAR
0380	5025126	2	NUT, 1/4-20 HEX SERR. FLANGE
0390	5041483	2	SPACER, .52 X .38 X .63, CZ
1000	----	1	Refer to: Hydraulic Group

Radiator & Accessories Group

Note: Unless noted otherwise, use the standard torque specifications

Mfg. No: 5901929

5304219



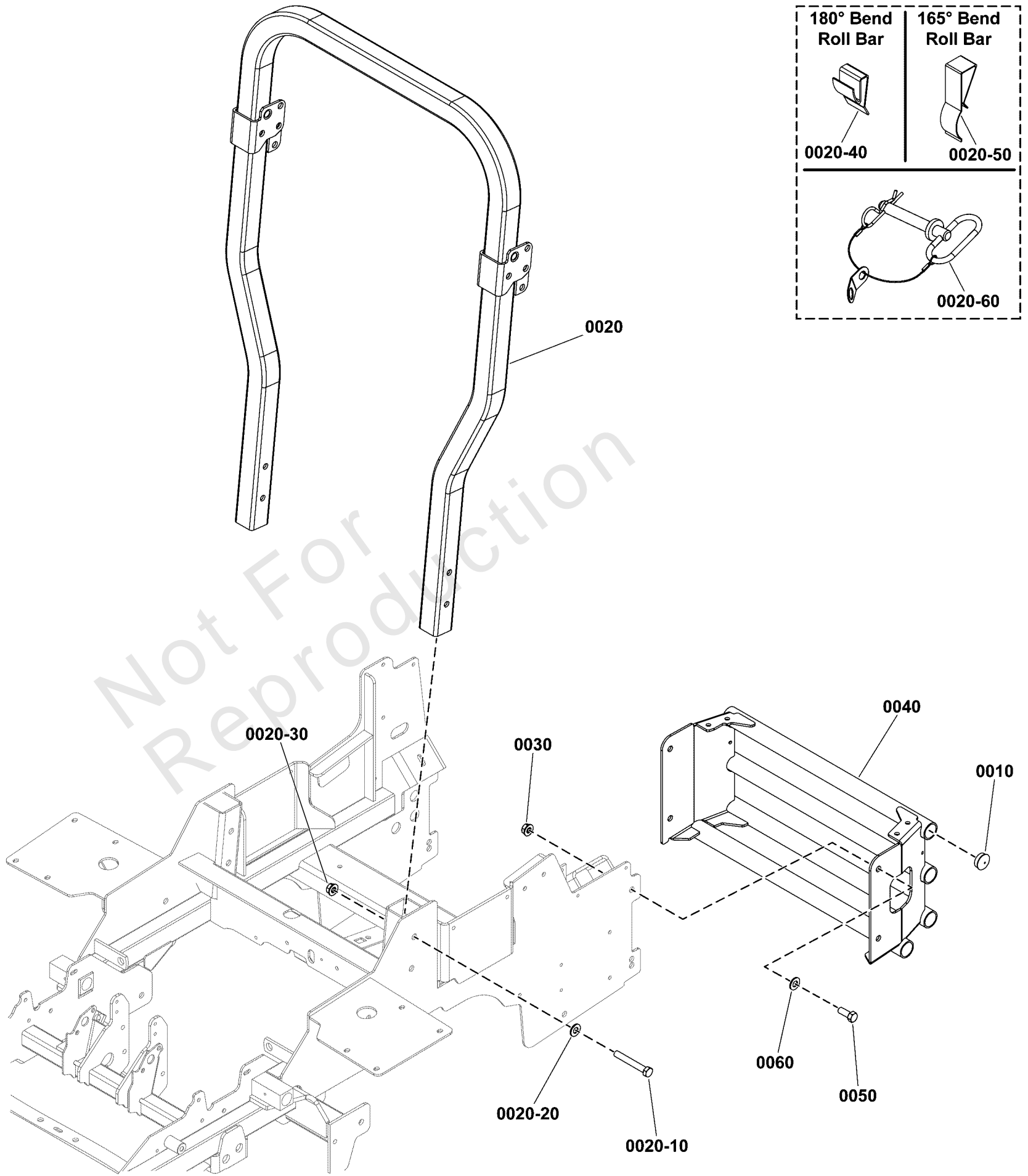
Radiator & Accessories Group

REF NO	PART NO	QTY	DESCRIPTION
1	5101985X4	1	BOTTLE, COOLANT OVERFLOW -(SV)
2	5101985X14	1	CLAMP, COOLANT OVERFLOW -(SV)
3	5023131	3	MOUNT, ISO, BOTTOM, RAD 5000Z-DIESEL
4	5104277	1	SCREEN, RADIATOR, IS2600Z
5	5413842A	1	WELD, FAN SHROUD, IS2600Z - BLK
6	5413910A	1	PLATE, UPPER RADIATOR MOUNT, IS2600 - BLK
7	5413938A	1	WELD, SCREEN MOUNT - BLK
8	5103918	1	RADIATOR, .993 YANMAR ENGINE, 3TNM74F
9	5413932A	1	BRACKET, RADIATOR, TOP - BLK
10	5413909A	1	PLATE, LOWER SEAL MOUNT, IS2600 - BLK
11	5414395A	1	WELD, BRKT, RAD, LOWER, 2600 - BLK
12	5104633	1	HOSE, RAD, UPPER, IS2600
13	5104634	1	HOSE, RAD, LOWER, IS2600
14	5104698	1	HOSE, AIR FILTER, IS2600Z
15	5104711	1	GUARD, AIR FILTER, IS2600
16	593754	1	CAP, RAIN ASSY
17	807213	1	BRACKET, AIR CLEANER ASSY
18	809218	1	AIR CLEANER ASSY
19	5023448	1	CLAMP, SS HOSE 2-3/4
20	5025621	2	CLAMP, SS, HOSE, 2-1/2"
21	5023447	2	CLAMP, SS HOSE, 1-3/4
22	5025620	2	CLAMP, SS, HOSE, 2-1/4"
23	5025292	2	WASHER, 5/16 F436 FLAT
24	5025011X10	2	BOLT, 5/16-18 X 1-1/4 GD5 CZ
25	5025392	4	NUT, 5/16-18 HEX NYLOCK FLANGE
26	5100548	3	WASHER, .390 X 1.50 X .109, CZ
27	5025394	3	NUT, 3/8-16 HEX NYLOCK FLANGE
28	5025013X16	1	BOLT, 3/8-16 X 2, GD5, CZ
29	5050926X21P5	1	SEAL, WIPER, CLIP ON, 21.50
30	5050926X18P5	3	SEAL, WIPER, CLIP ON, 18.50
31	5050926X16	2	SEAL, WIPER, CLIP ON, 16.00
32	5025337	2	WASHER, 5/16 USS
33	5025155	2	WASHER, 5/16" SAE
34	5025011X8	2	BOLT, 5/16-18 X 1 GD5 CZ
35	5025154	14	WASHER, 1/4 SAE
36	-----	9	HHCS, 1/4-20 X 0.625, GR5, ZINC/CLEAR
37	5025010X6	5	BOLT, 1/4-20 X 3/4 GD5 CZ
38	5022665	14	BODY CLIP, 1/4-20 X 1/2 DEEP
39	5021029	2	TIE, SELF-LOCKING, 12"
40	93807	2	CLAMP, HOSE, EXTERNAL, 1/2 - RED
41	-----	1	HOSE, RADIATOR TO OVERFLOW BOTTLE -(Obtain through Yanmar Parts Dealer)
42	841238	1	ELEMENT ASSEMBLY -(Internal)
43	841237	1	ELEMENT ASSY -(External)

Rear Bumper and ROPS Group

Note: Unless noted otherwise, use the standard torque specifications

Mfg. No: 5901929



Rear Bumper and ROPS Group

REF NO	PART NO	QTY	DESCRIPTION
0010	5023484	8	PLUG, PANEL, 1.25 - BLACK
0020	-----	1	ROPS, IS2600, RED -(Refer to Note: *)
0020-10	5025017X28	4	BOLT, 1/2-13 X 3-1/2, HEX HD, GD5, CZ (SV)
0020-20	5025158	4	WASHER, 1/2 SAE
0020-30	5025396	8	NUT, Hex Flange, Nylock, 1/2-13
0020-40	5103403X1	2	ANTI-RATTLE SPRING, FEMCO #230328972 (SV) -(180 Degree Bend Roll Bar)
0020-50	5105140X1	2	ANTI-RATTLE SPRING, ROPS, 165 DEGREE (SV) -(165 Degree Bend Roll Bar)
0020-60	5100013	2	PIN, HITCH, .50 X 3.25 W/ LAY (SV)
0030	5025396	4	NUT, Hex Flange, Nylock, 1/2-13
0040	5416416B	1	WELD, BUMPER, IS2600 - RED
0050	5025017X10	4	BOLT, 1/2-13 X 1-1/4 GD5 CZ
0060	5025158	4	WASHER, 1/2 SAE

Not For
Reproduction

Footnotes:

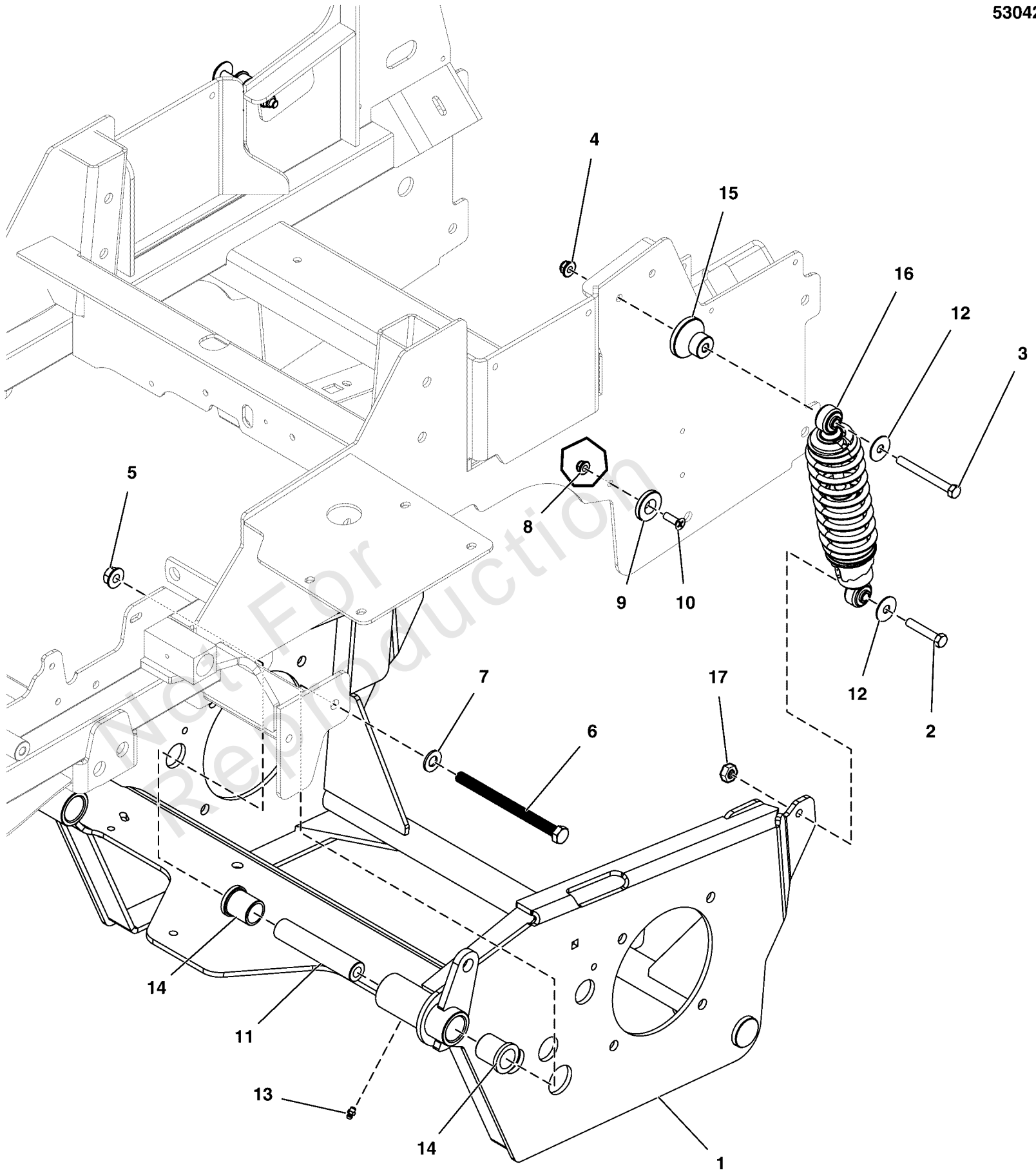
Note: *Contact the Service Department at 1-800-933-6175 for roll bar replacement parts. You must provide the serial number of the roll bar system.

Rear Suspension Group

Note: Unless noted otherwise, use the standard torque specifications

Mfg. No: 5901929

5304224



Rear Suspension Group

REF NO	PART NO	QTY	DESCRIPTION
1	84007763	1	CRADLE, Suspension
2	5025013X16	2	BOLT, 3/8-16 X 2, GD5, CZ
3	5025013X28	2	BOLT, 3/8-16 X 3-1/2" GD5 CZ
4	5025394	2	NUT, 3/8-16 HEX NYLOCK FLANGE
5	5025396	2	NUT, Hex Flange, Nylock, 1/2-13
6	5025488X52	2	BOLT, 1/2-13 X 6-1/2 GD8, CZ
7	5025158	2	WASHER, 1/2 SAE
8	5025392	2	NUT, 5/16-18 HEX NYLOCK FLANGE
9	5102701	2	SPACER, .34 X 1.54 X .25, PL
10	5025594	2	SCREW, 5/16-18X1, PHILLIPS HD. BZ
11	5100194	2	SPACER, .52 X 1.00 X 5.00
12	5025165	4	WASHER-3/8 FENDER
13	5020095	2	GREASE FITTING, 1/4-28 STRAIGHT
14	5021541	4	BUSHING, FLANGE
15	5104704	2	SPACER, .39 X 2.00 X 1.35, PM
16	5104060	2	SHOCK / SPRING ASSEMBLY, OE22376
17	5025100	2	NUT, 3/8-16 HEX SIDE LOCK

Seat Mount and Floor Group S/N: 4000874837 and Above

Note: Unless noted otherwise, use the standard torque specifications

Mfg. No: 5901929

Seat Service Parts:

0080-10 - Track Kit, Seat

0080-20 - Set of Arm Kits

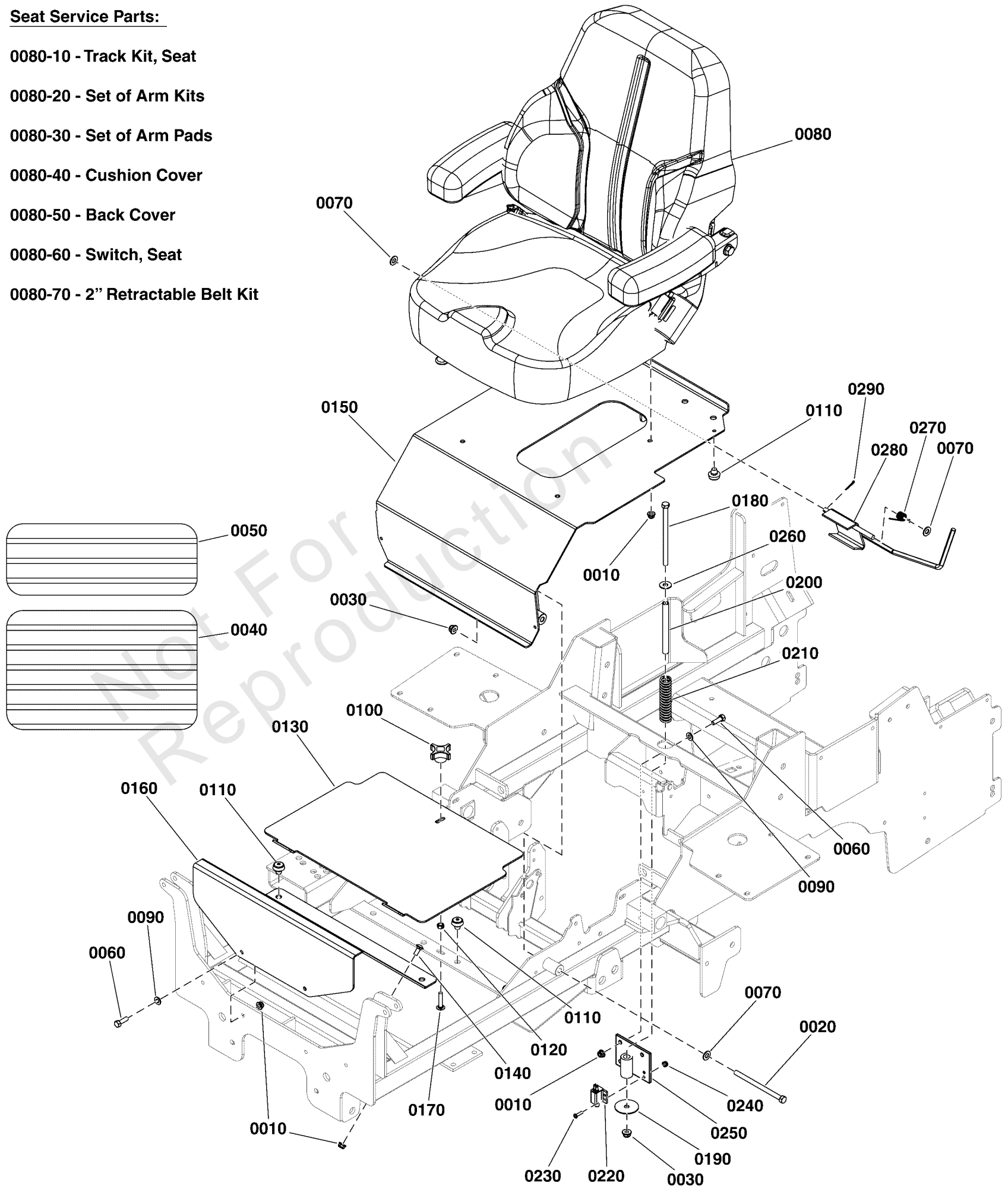
0080-30 - Set of Arm Pads

0080-40 - Cushion Cover

0080-50 - Back Cover

0080-60 - Switch, Seat

0080-70 - 2" Retractable Belt Kit



Seat Mount and Floor Group S/N: 4000874837 and Above

REF NO	PART NO	QTY	DESCRIPTION
0010	5025392	11	NUT, 5/16-18 HEX NYLOCK FLANGE NUT
0020	5025013X44	2	BOLT, 3/8-16 X 5-1/2" GD5 CZ
0030	5025394	3	NUT, 3/8 - 16 HEX NYLOCK FLANGE
0040	5101333	1	SAFETY WALK, FLOOR PLATE, S50X, 10X17.13
0050	5101374	1	SAFETY WALK, FLOOR REST, 16.00 X 6.00
0060	5025011X8	5	BOLT, 5/16-18 X 1" GRD5 YZ
0070	5025156	3	WASHER, 3/8 SAE
0080	5108195	1	SEAT, HIGH BACK, W/SWITCH & SEAT BELT
0080-10	5106318X1	1	4" SINGLE LOCKING TRACK KIT -(SV)
0080-20	5106325X2	1	SET OF ARM KITS -(SV)
0080-30	5106325X3	1	SET OF ARM PADS -(SV)
0080-40	5106318X4	1	CUSHION COVER FOR E-DELUXE -(SV)
0080-50	5108195X1	1	MID BACK COVER - E-DELUXE -(SV)
0080-60	7023354	1	SWITCH, SEAT -(SV)
0080-70	5106318X2	1	2" RETRACTABLE SEAT BELT KIT -(SV)
0090	5025155	5	WASHER, 5/16" SAE
0100	1670578	1	KNOB-INT THR .312-18 4-ARM 2.12WD 1.06LG
0110	197546	10	MNT, VBRTN, RBBR
0120	80003675	1	NUT, 5/16-1/8, HEX, CNTR LK, ZINC PHOS/OIL
0130	5410296B	1	PLATE, FLOOR, REMOVABLE, IS700 - RED
0140	5025145X6	2	BOLT, 5/16-18 X 3/4, CARRIAGE, GD5, CZ
0150	5601236	1	SEAT PLATE W/ DECALS, IS2600 USA -(USA Models)
0150	5601237	1	SEAT PLATE W/ DECALS, IS2600 EXPORT -(Export Models)
0160	5421477B	1	PLATE, FRONT FLOOR, IS2600Z - RED
0170	80003669	1	BOLT, 5/16-18X1.500, CARRIAGE, SQ, GR5, ZC/CL
0180	5025013X48	1	BOLT, 3/8-16 X 6" GD5 CZ
0190	5025326	1	WASHER, .39 X 2.00 X X .14
0200	5046586	1	SPACER, .38 X .50 X 5.06, CZ
0210	5100356	1	SPRING, .688 ID X .130 WIRE DIA 4.25
0220	5021769	1	SWITCH, PLUNGER, N.C.
0230	5025271	2	NUT, Hex, Nylon Lock, #10-24
0240	5025179X6	2	SCREW, #10-24 X 3/4" ROUND PHILLIPS
0250	5410583AYP	1	WELD, SEAT SWITCH
0260	5025401	1	WASHER, 3/8" USS
0270	5106644	1	SPRING, TORSION, LH, .0625OD
0280	84008675	1	LATCH
0290	80002736	1	PIN, 3/32 X 0.750, COT, ZINC/CLEAR

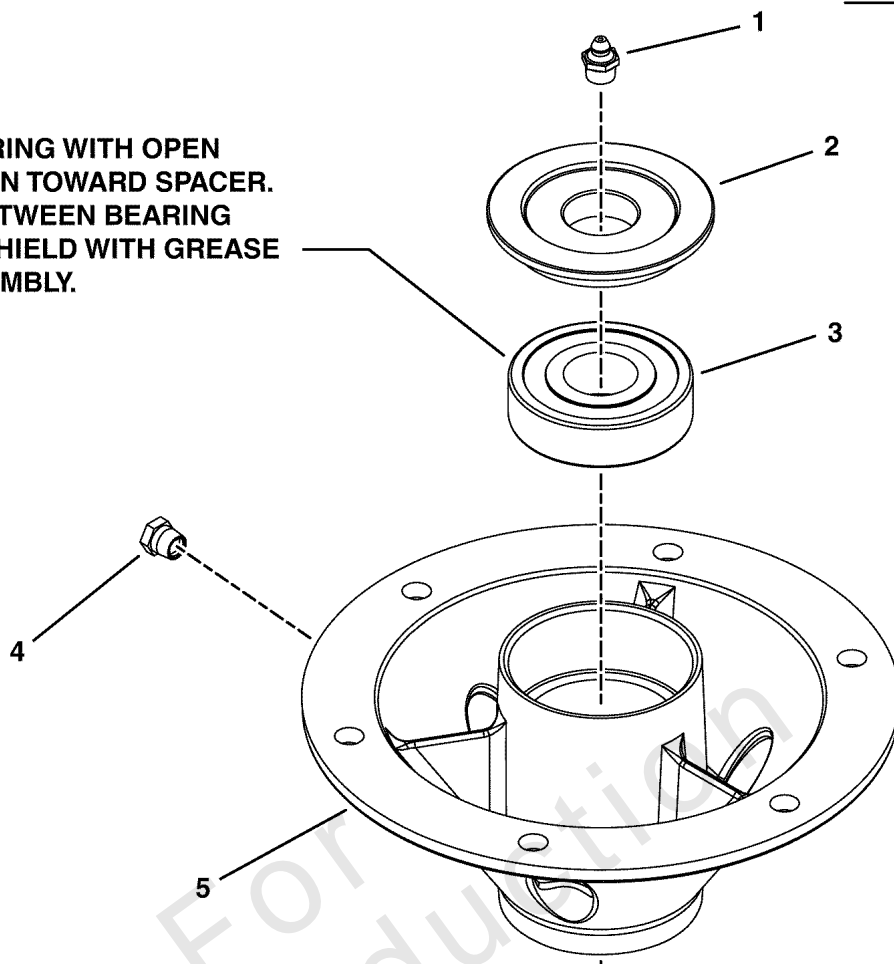
Spindle Service Parts - 5100993

Note: Unless noted otherwise, use the standard torque specifications

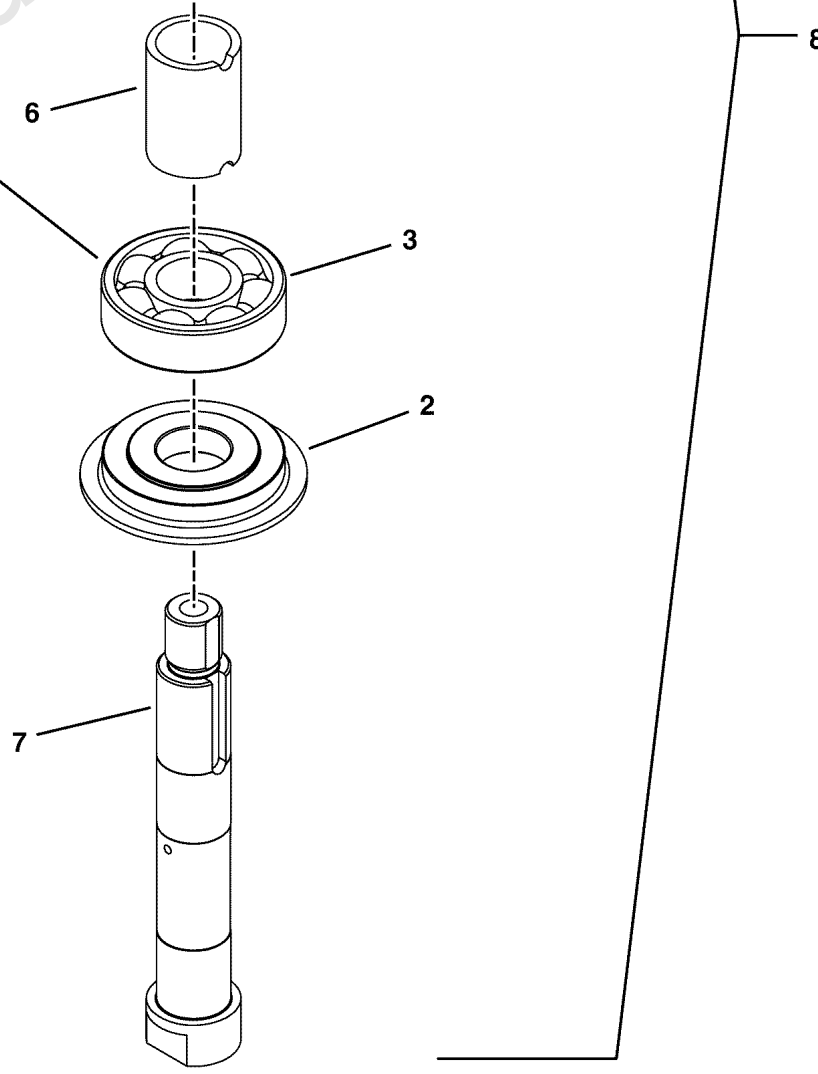
Mfg. No: 5901929

5100993

INSTALL BEARING WITH OPEN SIDE FACING IN TOWARD SPACER. FILL AREA BETWEEN BEARING AND TRASH SHIELD WITH GREASE DURING ASSEMBLY.



INSTALL BEARING WITH OPEN SIDE FACING IN TOWARD SPACER. FILL AREA BETWEEN BEARING AND TRASH SHIELD WITH GREASE DURING ASSEMBLY.



NOTE: FILL CAVITY WITH NLGI, GRADE 2, EP-2 GREASE (SUPERPLEX EP-2, SHELL ALBIDA LCS, BP ENERGREASE LC)

Spindle Service Parts - 5100993

REF NO	PART NO	QTY	DESCRIPTION
1	5023329	1	FITTING
2	5049793	2	TRASH SHIELD
3	5023330	2	BEARING, .98 X 2.44 X .67
4	5023296	1	FITTING, RELIEF, 1-5 PSI
5	5101048	1	HOUSING, SPINDLE, BOTTOM MOUNT SM
6	5061099	1	SPACER, 1.00 X 1.25 X 1.75
7	5061098	1	SPINDLE SHAFT
8	5100993	1	SPINDLE ASSM, CAST IRON 8.0 - 6-BOLT -(Includes Ref No. 1 - 7)

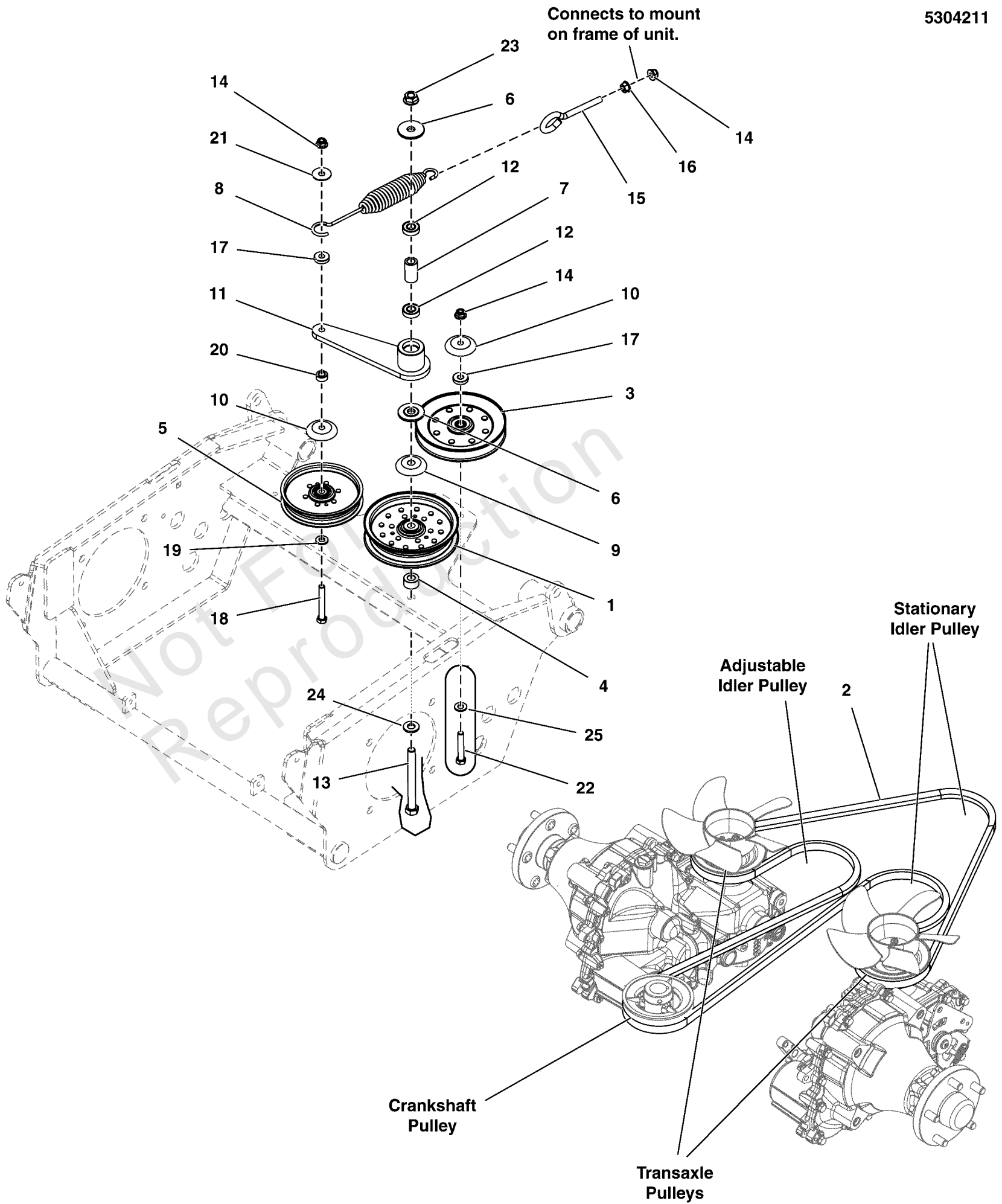
Not For Reproduction

Transaxle Drive Group

Note: Unless noted otherwise, use the standard torque specifications

Mfg. No: 5901929

5304211



Transaxle Drive Group

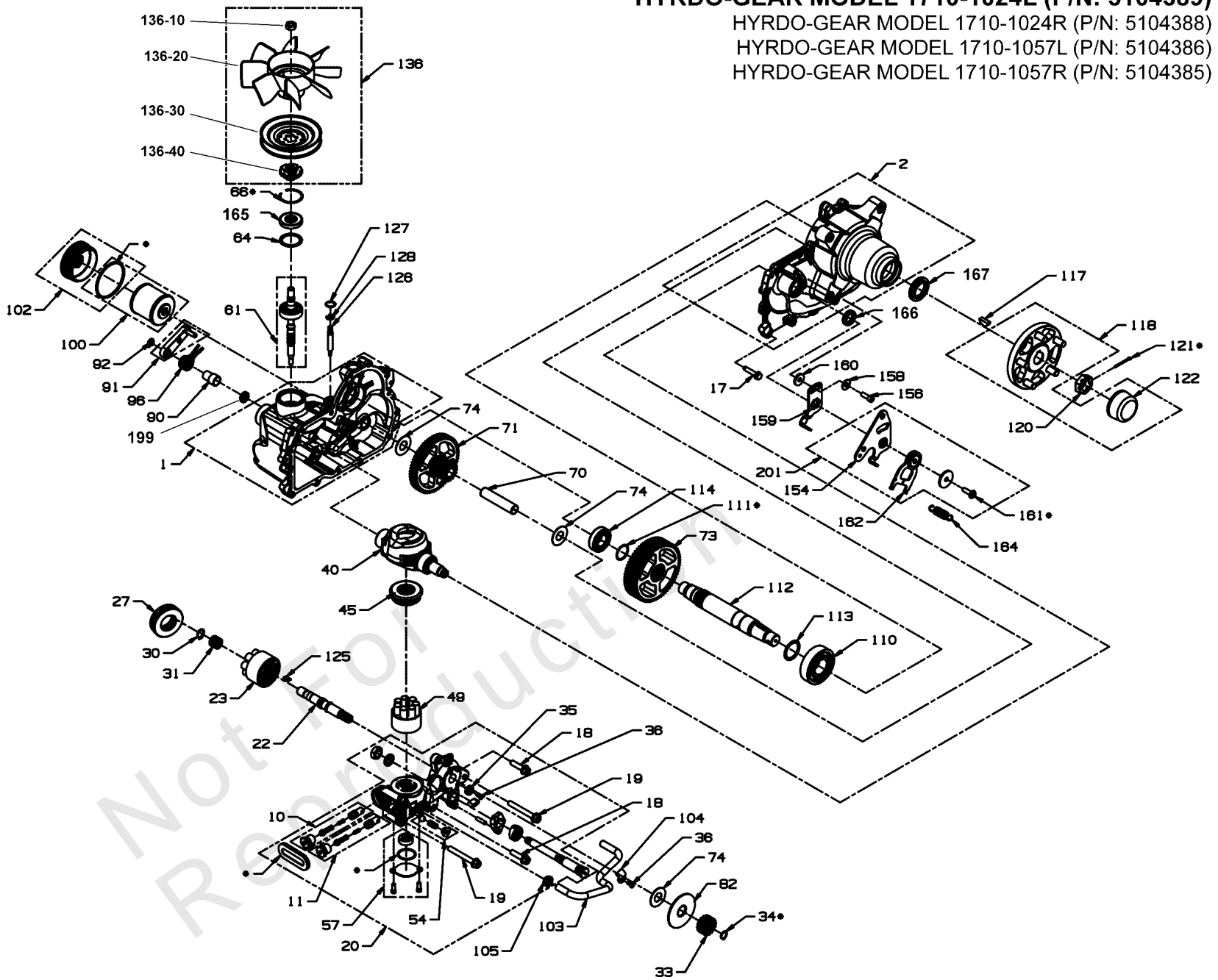
REF NO	PART NO	QTY	DESCRIPTION
1	5101794	1	PULLEY, IDLER, 5" OD, 1"FACE, 5.75 FL
2	5104583	1	BELT, B-SEC, 143.75"EL, ARAMID, WRPD
3	5102093	1	PULLEY-IDLER-V, 5.83OB, .38ID, .94W, STL
4	5101162	1	SPACER, .52 X 1.00 X .56, PM, CZ
5	5103789	1	PULLEY, C-SEC, V-IDLER, 6.25"ODX3/8ID
6	5103262	2	SPACER, IDLER ARM, 1/2, PM
7	5103812	1	SPACER, .52 X .84 X 1.53, PM
8	5100632	1	SPRING-EXT, 1.25OD X 9.3LG X .142WR, BLK -(Coil-to-coil spring length: 7")
9	5101103	1	SHIELD, PULLEY BEARING, CZ
10	5103787	2	SHIELD, BEARING PULLEY, 3/8ID, CZ
11	5412787A	1	WELD, IDLER ARM, PUMP DRIVE, 6.38 - BLK
12	7078243	2	BEARING, BALL, AXLE
13	5025017X40	1	BOLT-1/2-13 X 5 GD5 CZ
14	5025394	3	NUT, 3/8-16 HEX NYLOCK FLANGE
15	5021811	1	EYE BOLT, 3/8-16 X 8, 3THRD, 1EYE, CZ
16	5025128	1	NUT, 3/8-16 HEX SERRATED FLANGE
17	5044960	2	SPACER, .39 X 1.00 X .25, PM, CZ
18	5025013X22	1	BOLT, 3/8-16 X 2-3/4" GD5 CZ
19	5025293	1	WASHER, 3/8 GD.9 FLAT
20	5046860	1	SPACER, .39 X 1.00 X .50, PM, CZ
21	5025165	1	WASHER-3/8 FENDER
22	5025013X18	1	BOLT, 3/8-16 X 2-1/4" GD5 CZ
23	5025396	1	NUT, Hex Flange, Nylock, 1/2-13
24	5025158	1	WASHER, 1/2 SAE
25	5025156	1	WASHER, 3/8 SAE

HYRDO-GEAR MODEL 1710-1024L (P/N: 5104389)

HYRDO-GEAR MODEL 1710-1024R (P/N: 5104388)

HYRDO-GEAR MODEL 1710-1057L (P/N: 5104386)

HYRDO-GEAR MODEL 1710-1057R (P/N: 5104385)



200 - SEAL KIT (*) PARTS INCLUDED IN SEAL KIT

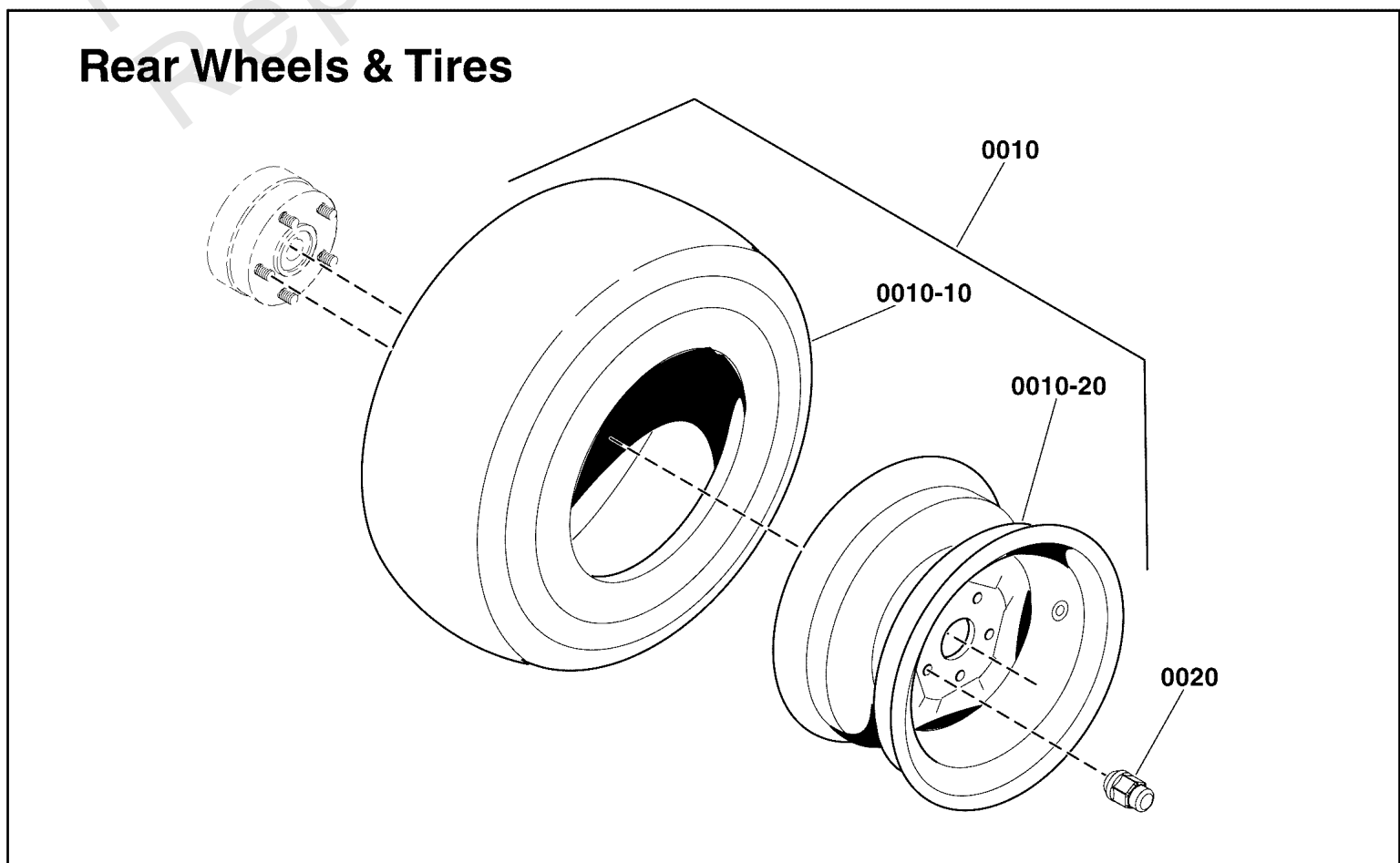
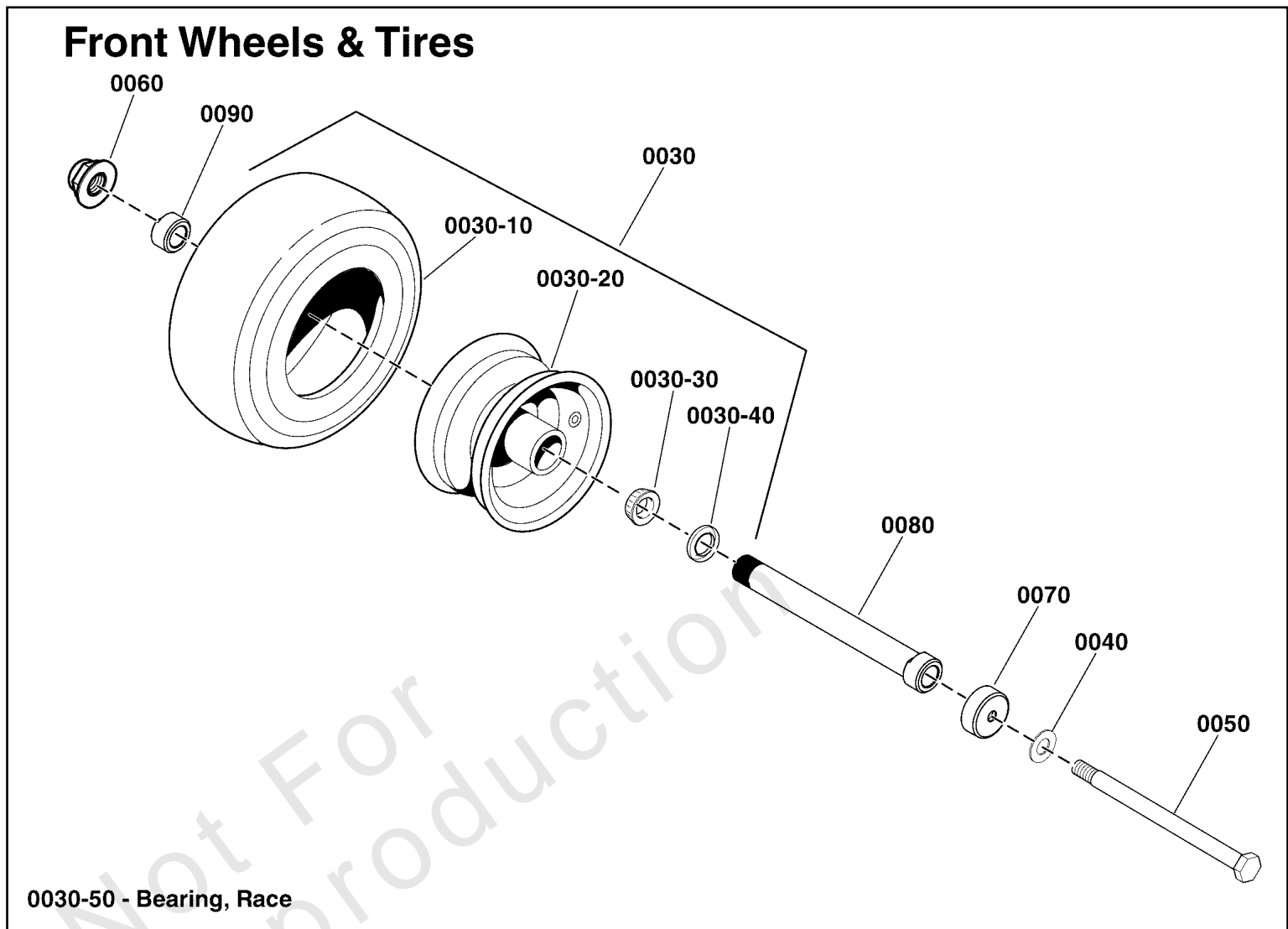
Transaxle SERVICE PARTS - ZT4400

REF NO	PART NO	QTY	DESCRIPTION
61	5104385X3	1	KIT, INPUT SHAFT (BEARING & SHAFT ONLY) (SV) -(72523)
92	5104652	1	RETAINING RING, BRAKE ARM, ZT4400 (SV) -(53019)
100	5104385X1	1	KIT, FILTER (SV) -(72537)
118	5104385X7	1	KIT, HUB 5 BOLT (SV) -(72473)
122	5101987X5	1	AXLE CAP (SV) -(53724)
136	5104387	1	KIT, FAN/PULLEY (SV) -(72476)(Includes items 136-10, 136-20, 136-30, and 136-40)
136-10	5102916	1	NUT, ZT5400 -(44133)
136-20	5105330	1	FAN, ZT-4400, H/G#54084, SRSZ3 & IS2100 -(54084)
136-30	5105333	1	PULLEY, ZT-4400, H/G#54231, IS2100 -(54231)
136-40	5105332	1	HUB, ZT-4400, H/G#54087, SRSZ3 & IS2100 -(54087)
165	5104385X4	1	KIT, INPUT SEAL (SV) -(51092)
166	5104385X6	1	KIT, CONTROL ARM SEAL, HG# 55526 -(52989)
167	5104385X5	1	KIT, AXLE SEAL (SV) -(53008)
199	5109995	1	BRAKE SHAFT SEAL, 55523, ZT4400 & ZT5400 -(55523)
200	5104385X2	1	KIT, SEAL (SV) -(72523)

Wheel and Tire Group

Note: Unless noted otherwise, use the standard torque specifications

Mfg. No: 5901929



Wheel and Tire Group

REF NO	PART NO	QTY	DESCRIPTION
0010	5109043	2	TIRE ASM, 24X12.00-12, TURF MASTER, BLK
0010-10	5023240X1	2	TIRE, 24 X 12 X 12 -(One per tire)
0010-20	-----	2	WHEEL RIM -(One per tire)
0020	-----	10	LUG NUT, Black -(Originally Black Lug nut - Replacement 5020601SM is silver in color).
0020	5020601SM	10	NUT, 1/2-20, FOR WHEEL BOLT SILVER -(Replacement 5020601SM is silver in color).
0030	5109035	2	TIRE ASM, 13 X 6.5 - 6, PNE / TB, BLK
0030-10	5022577	2	TIRE, RUBBER ONLY -(One per tire)
0030-20	-----	2	WHEEL RIM -(One per tire)
0030-30	5022631SX2	4	BEARING, Tapered Roller -(Two per tire)
0030-40	5022631SX3	4	SEAL, GREASE -(Two per tire)
0030-50	5022631SX4	2	BEARING, RACE -(One per tire)
0040	5025158	2	WASHER, 1/2 SAE
0050	5025017X72	2	BOLT, 1/2-13 X 9" GD5 YZ
0060	5025396	2	NUT, Hex Flange, Nylock, 1/2-13
0070	5108803	4	DUST CAP, CASTER TIRE, BLACK
0080	5103649	2	BEARING ADJUSTER, SPACER, 7.062 LG
0090	5103650	2	NUT, BEARING ADJUSTER, AXLE

Hardware Identification & Torque Specifications

Torque Specification Chart								
FOR STANDARD METRIC MACHINE HARDWARE (Tolerance ± 20%)								
Property Class	5.6		8.8		10.9		12.9	
	Class 5.6		Class 8.8		Class 10.9		Class 12.9	
Size Of Hardware	in/lbs		in/lbs		in/lbs		in/lbs	
	ft/lbs	Nm.	ft/lbs	Nm.	ft/lbs	Nm.	ft/lbs	Nm.
M3	5.88	.56	13.44	1.28	19.2	1.80	22.92	2.15
M4	13.44	1.28	30.72	2.90	43.44	4.10	52.56	4.95
M5	26.4	2.50	60.96	5.75	5.97	8.10	7.15	9.7
M6	44.64	4.3	7.3	9.9	10.3	14	12.1	16.5
M7	5.2	7.1	12.1	16.5	16.9	23	19.9	27
M8	7.7	10.5	17.7	24	25	34	29	40
M10	15	21	35	48	50	67	59	81
M12	26	36	61	83	86.2	117	103	140
M14	42	58	101	132	136	185	162	220
M16	64	88	147	200	210	285	250	340
M18	89	121	202	275	287	390	346	470
M20	126	171	290	390	405	550	486	660
M22	169	230	390	530	559	745	656	890
M24	217	295	497	375	708	960	840	1140
M27	320	435	733	995	1032	1400	1239	1680
M30	435	590	995	1350	1401	1900	1681	2280
M33	590	800	1349	1830	1902	2580	2278	3090
M36	759	1030	1740	2360	2441	3310	2935	3980
M39	988	1340	2249	3050	3163	4290	3798	5150

Torque Specification Chart						
FOR STANDARD MACHINE HARDWARE (Tolerance ± 20%)						
Hardware Grade	No Marks		SAE Grade 5		SAE Grade 8	
	SAE Grade 2		SAE Grade 5		SAE Grade 8	
Size Of Hardware	in/lbs		in/lbs		in/lbs	
	ft/lbs	Nm.	ft/lbs	Nm.	ft/lbs	Nm.
8-32	19	2.1	30	3.4	41	4.6
8-36	20	2.3	31	3.5	43	4.9
10-24	27	3.1	43	4.9	60	6.8
10-32	31	3.5	49	5.5	68	7.7
1/4-20	66	7.6	8	10.9	12	16.3
1/4-28	76	8.6	10	13.6	14	19.0
5/16-18	11	15.0	17	23.1	25	34.0
5/16-24	12	16.3	19	25.8	29	34.0
3/8-16	20	27.2	30	40.8	45	61.2
3/8-24	23	31.3	35	47.6	50	68.0
7/16-14	30	40.8	50	68.0	70	95.2
7/16-20	35	47.6	55	74.8	80	108.8
1/2-13	50	68.0	75	102.0	110	149.6
1/2-20	55	74.8	90	122.4	120	163.2
9/16-12	65	88.4	110	149.6	150	204.0
9/16-18	75	102.0	120	163.2	170	231.2
5/8-11	90	122.4	150	204.0	220	299.2
5/8-18	100	136	180	244.8	240	326.4
3/4-10	160	217.6	260	353.6	386	525.0
3/4-16	180	244.8	300	408.0	420	571.2
7/8-9	140	190.4	400	544.0	600	816.0
7/8-14	155	210.8	440	598.4	660	897.6
1-8	220	299.2	580	788.8	900	1,244.0
1-12	240	326.4	640	870.4	1,000	1,360.0

The guides and ruler furnished below are designed to help you select the appropriate hardware.

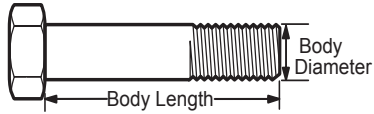


Nut, M8

Thread Diameter (mm)

Inside Diameter (in) Threads per inch

Nut, 1/2-16

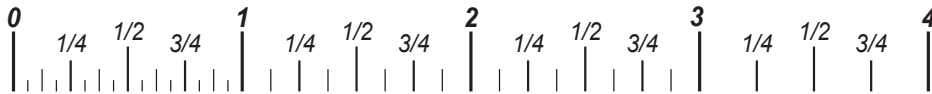


Screw, M8- 1.25 x 25

Thread Diameter (mm) Distance between threads (mm) Body Length (mm)

Body Diameter Threads per inch Body Length (in)

Screw, 1/2- 16 x 2



Standard Hardware Sizing

When a washer or nut is identified as 1/2" (M8), this is the *Nominal size*, meaning the *inside diameter* is 1/2 inch (8mm metric thread diameter); if a second number is present it represents the *threads per inch* (distance between threads).

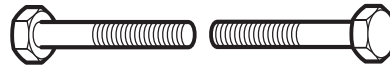
When bolt or capscrew is identified as 1/2 - 16 x 2" (M8 - 1.25 x 50), this means the *Nominal size*, or body diameter is 1/2 inch (8mm metric thread diameter), the second number, 16, represents the *threads per inch*, (*distance between threads*). The final number is the body length of the bolt or screw, 2 inches (50mm).

NOTES

- These torque values are to be used for all hardware excluding: locknuts, self-tapping screws, thread forming screws, sheet metal screws and socket head setscrews.
- Recommended seating torque values for locknuts:
 - for prevailing torque locknuts - use 65% of grade 5 torques.
 - for flange whizlock nuts and screws - use 135% of grade 5 torques.
- Unless otherwise noted on assembly drawings, all torque values must meet this specification.

Common Hardware Types

Hex Head Capscrew



Washer



Carriage Bolt



Hex Nut

Wrench & Fastener Size Guide

1/4" Bolt or Nut Wrench—7/16"	5/16" Bolt or Nut Wrench—1/2"	3/8" Bolt or Nut Wrench—9/16"	7/16" Bolt or Nut Wrench (Bolt)—5/8" Wrench (Nut)—11/16"	1/2" Bolt or Nut Wrench—3/4"
M6 Bolt or Nut Wrench—10mm	M8 Bolt or Nut Wrench—13mm	M10 Bolt or Nut Wrench—17mm	M12 Bolt or Nut Wrench—19mm	M14 Bolt or Nut Wrench—22mm

